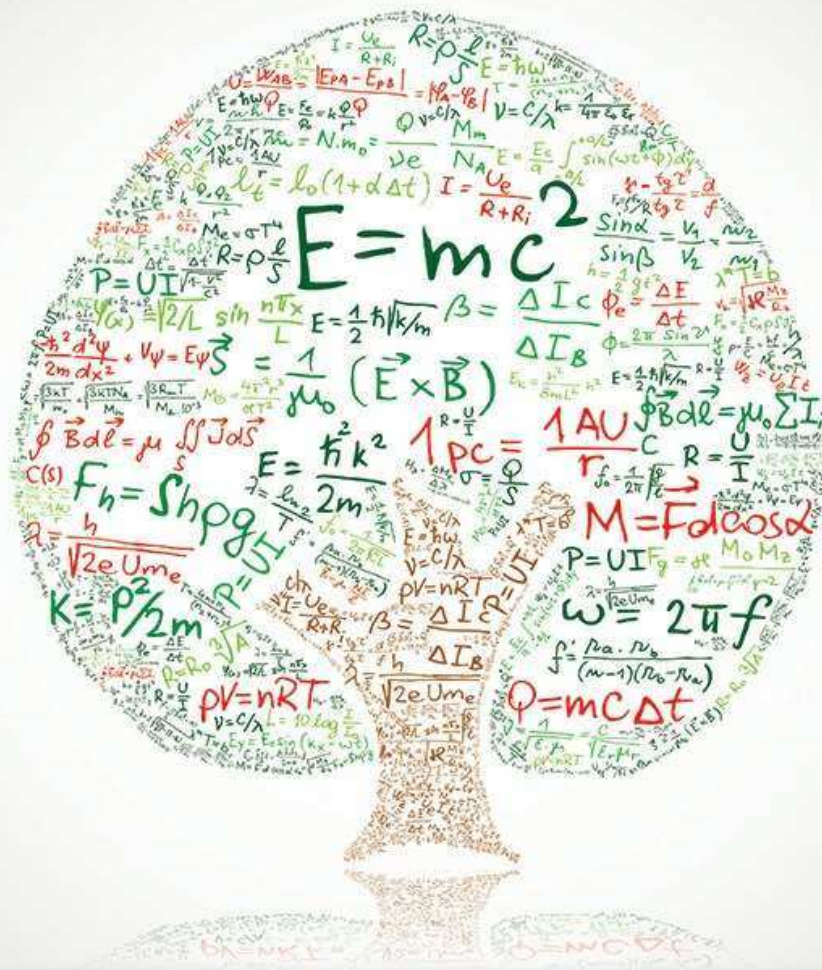


Elementary Physics I

Kinematics, Dynamics And Thermodynamics

Prof. Satindar Bhagat



Download free books at

bookboon.com

Prof. Satindar Bhagat

Elementary Physics I

Kinematics, Dynamics And Thermodynamics

Elementary Physics I: Kinematics, Dynamics And Thermodynamics

1st edition

© 2014 Prof. Satindar Bhagat & bookboon.com

ISBN 978-87-403-0632-3

Contents

	Dimensions – Units – Scalar or Vector	8
1	What is Physics?	9
2	Lengths at Play – Length, Area, Volume, Angle	10
3	Length – Time – Motion	18
4	Two Free Rides Plus Speed and Size of Moon	20
5	Kinematics – Description of Motion in One Dimension [Along x-axis]. (Point Particles)	24
6	Vector Algebra/ Trig. Identities	36



www.sylvania.com

We do not reinvent
the wheel we reinvent
light.

Fascinating lighting offers an infinite spectrum of possibilities: Innovative technologies and new markets provide both opportunities and challenges. An environment in which your expertise is in high demand. Enjoy the supportive working atmosphere within our global group and benefit from international career paths. Implement sustainable ideas in close cooperation with other specialists and contribute to influencing our future. Come and join us in reinventing light every day.

Light is OSRAM

OSRAM SYLVANIA

Download free eBooks at bookboon.com



7	Kinematics – Two Dimensions – Projectile Motion	43
8	Relative Velocities – Inertial Observers	49
9	Newton’s Laws (Point Objects)	54
10	Uniform Circular Motion – Kinematics and Dynamics	62
11	Some Consequences of Earth’s Rotation	68
12	Universal Law of Gravitation – Force	71
13	Conservation Principles	80
14	Potential Energy – Gravitational Force	85

CHALLENGING PERSPECTIVES

Internship opportunities

EADS unites a leading aircraft manufacturer, the world’s largest helicopter supplier, a global leader in space programmes and a worldwide leader in global security solutions and systems to form Europe’s largest defence and aerospace group. More than 140,000 people work at Airbus, Astrium, Cassidian and Eurocopter, in 90 locations globally, to deliver some of the industry’s most exciting projects.

An **EADS internship** offers the chance to use your theoretical knowledge and apply it first-hand to real situations and assignments during your studies. Given a high level of responsibility, plenty of learning and development opportunities, and all the support you need, you will tackle interesting challenges on state-of-the-art products.

We welcome more than 5,000 interns every year across disciplines ranging from engineering, IT, procurement and finance, to strategy, customer support, marketing and sales. Positions are available in France, Germany, Spain and the UK.

To find out more and apply, visit www.jobs.eads.com. You can also find out more on our **EADS Careers Facebook page**.

AIRBUS ASTRIUM CASSIDIAN EUROCOPTER

EADS

Download free eBooks at bookboon.com



15	Conservation of Linear Momentum	89
16	Circular Motion When Speed is NOT Constant	98
17	Torque	101
18	Types of Motion of Rigid Body	104
19	Rolling Without Slip; etc	107
20	Conservation of Angular Momentum – Keplers Laws	115
21	Thermodynamics – Dynamics + One Thermal Parameter	119
22	Temperature (θ)	127
23	Heat	133



360°
thinking.

Deloitte.
© Deloitte & Touche LLP and affiliated entities.

Discover the truth at www.deloitte.ca/careers

Download free eBooks at bookboon.com



Click on the ad to read more

24	Pressure of a Gas – Kinetic Energy	136
25	Modes of Heat Transfer	140
26	First Law of Thermodynamics	146
27	First Law – Thermodynamic Processes	150
28	Thermodynamic Processes	155
29	Second Law of Thermodynamics	157
30	Formulae	164

SIMPLY CLEVER

ŠKODA



We will turn your CV into
an opportunity of a lifetime



Do you like cars? Would you like to be a part of a successful brand?
We will appreciate and reward both your enthusiasm and talent.
Send us your CV. You will be surprised where it can take you.

Send us your CV on
www.employerforlife.com



Download free eBooks at bookboon.com



Click on the ad to read more

Dimensions – Units – Scalar or Vector

Time	T	sec.	S
Mass	M	kg	S
Length	L	m	S
Area	L^2	m^2	V
Volume	L^3	m^3	S
Angle	L^0	radian	V
Speed	LT^{-1}	ms^{-1}	S
Velocity	LT^{-1}	ms^{-1}	V
Displacement	L	m	V
Acceleration	LT^{-2}	m/s^2	V
Force	MLT^{-2}	$kg - m/s^2$ (newton)	V
Work	$ML^2 T^{-2}$	N - m (Joule)	S
Energy	$ML^2 T^{-2}$	Joule	S
Momentum	MLT^{-1}	$kg - m/s$	V
Angular Velocity	$L^0 T^{-1}$	rad/sec	V
Angular Acceleration	$L^0 T^{-2}$	rad/sec ²	V
Torque	$ML^2 T^{-2}$	N-m	V
Moment of Inertia	ML^2	$kg - m^2$	S
Temperature	θ	°C, °F, °K	S
Heat	$ML^2 T^{-2}$	Joule	
Specific Heat	$L^2 T^{-2} \theta^{-1}$	Joule/kg/K	
Thermal Conductivity	$MLT^{-3} \theta^{-1}$	Joule/m-s-C	
Pressure	$ML^{-1} T^{-2}$	N / m ²	S
Density	ML^{-3}	$kg - m^3$	
GR Constant	$M^{-1} L^3 T^{-2}$	$N - m^2 / (kg)^2$	
Boltzman Constant	$ML^2 T^{-2} \theta^{-1}$	Joule/K	
Stefan Constant	$MT^{-3} \theta^{-4}$	$J - sec^{-1} - m^{-2} - K^{-4}$	
Power	$ML^2 T^{-3}$	Joule/sec (watt)	
Coefficient of Friction:		Dimensionless Ratio	
Expansion Coefficient	θ^{-1}	(°C) ⁻¹	S
Angular Momentum	$ML^2 T^{-1}$	$kg - m^2 / s$	V
Entropy	$ML^2 T^{-2} \theta^{-1}$	J/K	S
Frequency	T^{-1}	hertz	S

1 What is Physics?

Introduction

What is the content of the science which goes under the title “Physics”? Put succinctly, Physics encompasses two fields of intellectual endeavor.

In the first, the purpose is to provide the simplest, most economical and most elegant description of “nature as we know it.” The last part of the previous sentence of necessity implies that physics is an experimental science. No matter how persuasive a body of thought, if it is not supported by any observation it does not belong in the realm of physics. Of course, since new observational techniques based on what is already known are continuously under development, it may take decades before new results emerge. So one must maintain an open mind and be willing to accept that literally nothing is ever totally complete. A new finding may be just around the corner and if severally observed and confirmed, it will be enthusiastically incorporated.

The second field is in many ways more fundamental, deeper and also more challenging. In our discussion in Physics I/II we will encounter only one or two examples of it. In this case, the purpose is not to formulate a credible description of what is already known but rather to appeal to intuition and the flights of imagination which are fundamental attribute of the human brain. As Einstein said, “unmitigated curiosity is the most powerful driver for the discovery of new knowledge.”

Time and again, a physicist comes along to point out that something is missing from the existing relationships and in a bold and courageous step proposes an entirely new idea which challenges the experimentalist to devise methods to test the legitimacy of the proposal. If the idea is correct, eventually an observation will be made confirming the prediction. Its universal adoption will follow as more and more experimental results appear in accord with the initial claim.

Nature, of course, is our ultimate teacher. Once again, it pays to recall Einstein’s statement, “The most incomprehensible thing about nature is that nature is comprehensible.” Indeed, we have every reason to claim that nature may be complex and sometimes very puzzling but never capricious.

In PHYS I we will deal with natural phenomena pertaining to motion of particles and rigid bodies supplemented by a brief discussion of Thermodynamics. Arguably, physics provides the bases for all scientific endeavors and is itself deeply imbedded in mathematics. Algebra and trigonometry will be use throughout.

2 Lengths at Play – Length, Area, Volume, Angle

Since Physics is a science dependent on measurements, apart from some notable exceptions, all physical quantities have units. For instance, if someone asks you, “how tall are you?” and you reply 6 you have not told them anything, but if you say 6 feet , then the enquirer knows precisely what you mean (provided, of course, he/she was raised in a culture where a foot is an accepted measure of length, we return to this in the sequel).

A closely allied quantity is what is called a physical DIMENSION. Again every physical quantity can be expressed as a product of a set of fundamental factors Length (L), Time (T), etc, called Dimensions.

The above discussion leads us to formulate the cardinal rule for any equation in physics. If we write:

$$A+B=C+D$$

Then every one of the quantities A, B, C, and D must have the **SAME UNITS and of course SAME DIMENSIONS**: NEVER WRITE AN EQUATION WHICH IS DIMENSIONALLY INCORRECT. We will emphasize this at every step. No matter how elegant an equation, if it is dimensionally incorrect it will fetch a “ZERO” in an exam.

So, now we start from scratch and begin to build a description of the universe. Since it occupies space the very first quantity we invoke is a measure of the extent of space along a line segment. Right away, we should begin by building a

→ PHYSICAL QUANTITY	MASTER TABLE	
	DIMENSIONS UNIT	s/v

(the last column distinguishes scalar/vector and the full significance will develop later)

A line segment spans the extent of space in one space dimension. Let us see the kinds of lengths we will encounter The SI (systems international) unit is the meter, which is the distance between two scratches on a bar of metal. (Technically, these days it is defined in terms of light wavelengths) However, we want to gauge it from everyday experience. The easiest way to get a feel for it is to note that the typical height of a human being is in the neighborhood of 1.5m to 2m.

Starting with 1m if we go to shorter lengths we get 1 centimeter(cm)= $10^{-2} m$ [about the diameter of a finger] 1 micrometer (micron, μm)= $10^{-6} m$ [roughly the diameter of human hair] 1 nanometer (nm)= $10^{-9} nm$ [about ten times the diameter of the hydrogen atom] 1 femtometer (fm)= $10^{-15} m$ [diameter of a nucleus].

When we envisage lengths larger than 1m it is useful to keep in mind some useful conversions since in the U.S. we are not customarily using SI units.

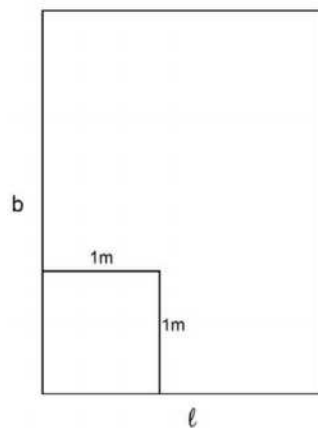
Thus One inch=2.54cm
 One foot=30.48cm
 One Yard=91.44cm
 One Mile=1609m=1.609 kilometers

The range of lengths is again very large

Typical city 30km
Country 1000km
Radius of Earth about 6400km
Distance to moon about 400,000km
Distance to Sun $1.5 \times 10^8 km$
Distance to one of the farthest objects $10^{23} m$

So in terms of going from the smallest to the largest, the lengths vary by 10^{38} , a huge span indeed.

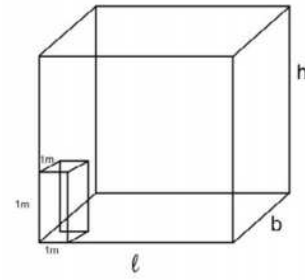
Once you have length you can create an area by moving the length parallel to itself you are essentially summing ($l \times b$) squares each of area $(1 \times 1) m^2$.



$$A = l \times b$$

Immediately, note the implications of the cardinal rule: You cannot equate an area to a length.

Next, if you move the area parallel to itself you create a volume and so Volume



$$V = lbh$$

because again

you are summing

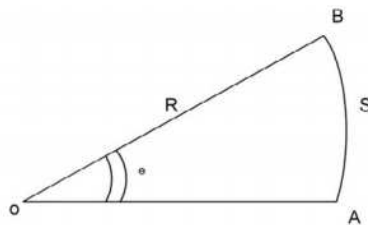
V number of cubes,
each of Volume $1m^3$.

Indeed, with the help of 3 lengths we can fill the entire universe.

Next, still using length as the only dimension we can talk of angle (ϑ) as a measure of the inclination between two lines. Let $OA = r$

Rotate OA by the amount

ϑ about one end (O), the

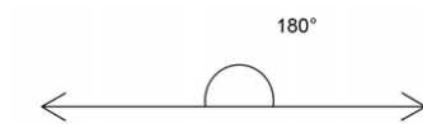


other end A moves from A to B along a circular arc of length S. The angle ϑ which measures the inclination between OA and OB is defined by

$$\vartheta = \frac{S}{R}$$

The unit value requires $S=R$ and is called a radian

The ratio of the circumference of a circle to its diameter is π radians and if we recall that in common parlance the angle between two antiparallel lines is 180°



we can write $180^\circ = \pi$ radians

I joined MITAS because
I wanted **real responsibility**

The Graduate Programme
for Engineers and Geoscientists
www.discovermitas.com



Month 16
I was a construction
supervisor in
the North Sea
advising and
helping foremen
solve problems

Real work
International opportunities
Three work placements



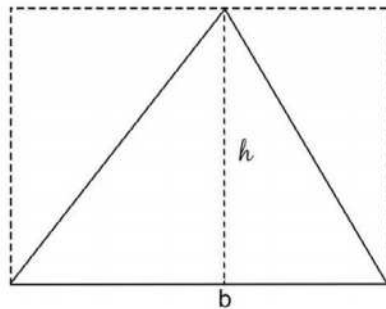


Download free eBooks at bookboon.com



Examples:

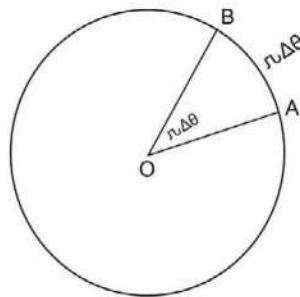
Area of Triangle



The area of a Δ of base b and height h is essentially one half of the area (see figure) of a rectangle of sides b and h so

$$\Delta Area = \frac{1}{2}bh$$

Circle



The area of a circle can be calculated by splitting it into a bunch of Δ 's (see figure)

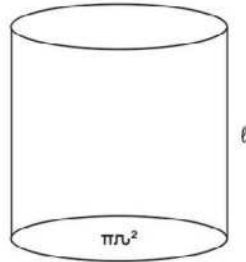
$$\text{Areas of } \Delta OAB = \frac{1}{2} \times r \Delta \theta \times r = \frac{1}{2} r^2 \Delta \theta$$

$$\text{Area of circle} = \frac{1}{2} r^2 \sum \Delta \theta$$

$$\sum \Delta \theta = 2\pi \text{ So area of circle is } \pi r^2$$

Download free eBooks at bookboon.com

Volume of Cylinder



of radius r and
length l can be created
by moving a circle
of area πr^2 parallel
to itself so $V_{cyl} = \pi r^2 l$

[Incidentally, if you unfold the surface its area will be $(2\pi r l)$]

An advertisement for an English course. It features a woman, Jane, a Chinese architect, smiling. The text reads: "I studied English for 16 years but... ...I finally learned to speak it in just six lessons". Below this is the name "Jane, Chinese architect". To the right, there is a green speech bubble with the text "ENGLISH OUT THERE". Below the speech bubble, it says "Click to hear me talking before and after my unique course download".

"I studied English for 16 years but...
...I finally learned to speak it in just six lessons"
Jane, Chinese architect

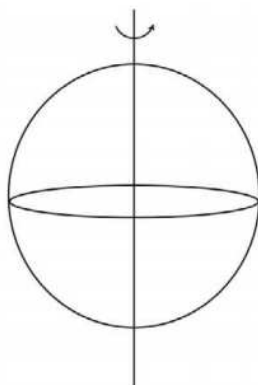
ENGLISH OUT THERE

Click to hear me talking before and after my unique course download

Download free eBooks at bookboon.com



Sphere



You can generate a sphere by rotating a circle about one of its diameters (figure)

It turns out that
 volume of sphere = $\frac{4\pi}{3}r^3$
 surface areas of sphere = $4\pi r^2$

Angle

Question Which is bigger, the sun or the moon?

It is interesting to note that when we look at the “angular width” they are nearly equal.

Diameter of moon $\cong 3200\text{km}$

Distance to Moon = $400,000\text{km}$

$$\Delta \theta_{\text{Moon}} = \frac{3200}{400,000} = 8 \times 10^{-3} \text{radian}$$

Diameter of Sun = $1.4 \times 10^6 \text{ km}$

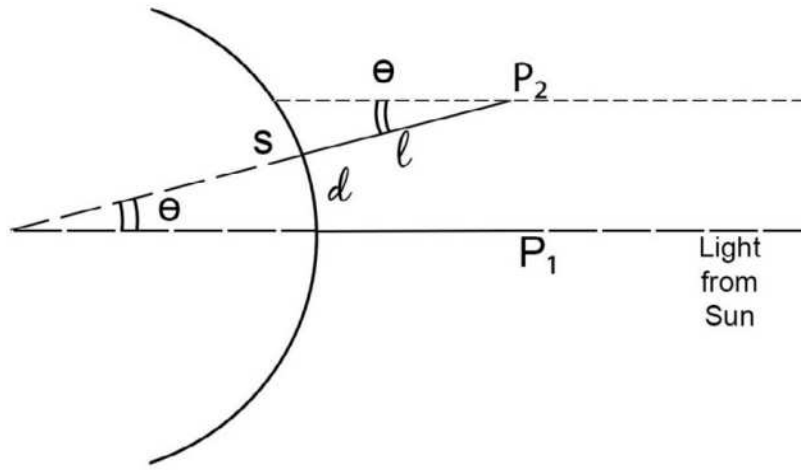
Distance to Sun = $2 \times 10^8 \text{ km}$

$$\Delta \theta_{\text{Sun}} \cong 7 \times 10^{-3} \text{radian}$$

You can do the following experiment:

On a full moon night, take a dime and measure how far it must be from your eye so you can “cover” the moon completely.

Question: Devise a simple experiment to estimate the radius of the Earth schematically, we can draw the picture below when two amateur physicists take on this investigation



Note: R_E is enormous compared to l

When Sun is vertically above P_1 its shadow has no size, but for P_2 the size is S . The angle $\vartheta = \frac{s}{l} = \frac{d}{R_E}$ so knowing d you can estimate R_E .

WHILE YOU WERE SLEEPING...

DUKE
THE FUQUA
SCHOOL
OF BUSINESS

www.fuqua.duke.edu/whileyouweresleeping

Download free eBooks at bookboon.com

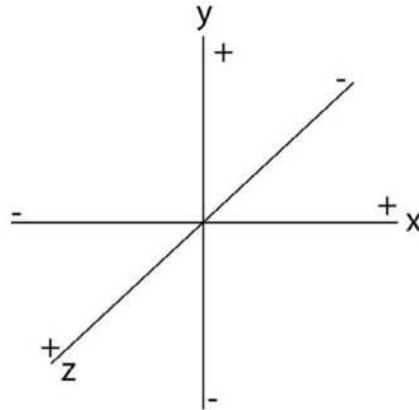


Click on the ad to read more

3 Length – Time – Motion

Coordinate Systems

Once we have a way to measure the dimensions of length along three mutually perpendicular directions we can locate the position of any object in the universe. We begin by choosing a point which we call the origin (0) and draw three mutually perpendicular lines which we label x-axis, y-axis and z-axis



x → left-right

y → up-down

z → back and forth

The location of any point is then uniquely determined by the triplet of numbers called “coordinates”. For instance, if we write (3m, 4m, 5m) that fixes the point where starting for 0 we go 3m right, 4m up and 5m forward. Alternately (-3m, 4m, -5m) is a point reached by going 3m left, 4m up and 5m back.

So we have a well defined method for fixing the position of any object in our universe. However, if all objects always remained fixed the universe would be very dull. It is far more fun to take the next step: our “point” object is moving. This requires us to introduce the next “player” in our description of the universe.

TIME

All of us are aware of the passage of time, but establishing a succinct definition of time is by no means easy. Indeed, we use concepts of “before” and “after” or alternatively “cause” and “effect” to put a sequence of events in order to mark the flow of TIME. It is therefore not surprising that a meaningful method of measuring time developed long after people had learned to gauge the extent of space; the development of the simple clock owes its existence to the brilliant observation made by Galileo that the time elapsed for the chandeliers, in a cathedral, to swing back and forth was controlled only by their length (incidentally, he made the measurement with reference to his pulse beat). We will discuss the precise reasons for this much later, but once this finding became available the simple pendulum clock followed soon after and measurement of time got a firm footing. Later, we will show that the period of a pendulum of length l is

$$T = 2\pi\left(\frac{l}{g}\right)^{1/2} \text{ where } g = 9.8m/s^2.$$

So, in our master table the next row is

TIME	T^1	second	scalar
------	-------	--------	--------

and the intervals of every day interest are:

minute	60sec
hour	60min.
Day*	24hrs.
Year**	$365\frac{1}{4}$ days

*Time taken by Earth to turn on its axis once.

**Time taken by earth to complete one revolution around the Sun.

MOTION

Once we have a measure of both position and time we can introduce the simplest parameter to describe motion: speed (S)

$$S = \frac{\text{distance traveled}}{\text{time taken}}$$

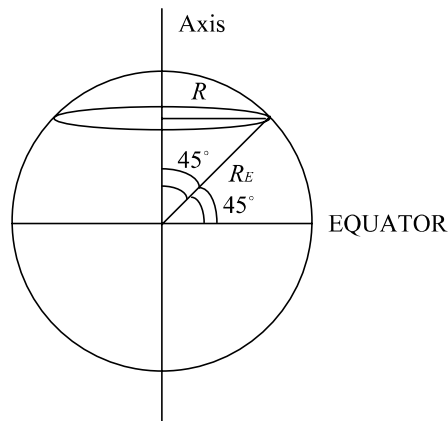
S	LT^{-1}	m/sec	scalar
---	-----------	-------	--------

It is useful to look at an everyday speed to relate it to SI units.

$$60mph = 88 ft / sec = 26.82m / sec$$

4 Two Free Rides Plus Speed and Size of Moon

- a) The earth gives us two free rides
 - (i) Due to rotation of Earth about its axis



Excellent Economics and Business programmes at:



university of
 groningen



**“The perfect start
of a successful,
international career.”**

CLICK HERE
to discover why both socially
and academically the University
of Groningen is one of the best
places for a student to be

www.rug.nl/feb/education

Download free eBooks at bookboon.com



Click on the ad to read more

Time for Rotation = 24 hours

Radius of Earth = 4000 miles = 6400 km

Our Latitude = 45°

Radius of *Circle* = $R_E \sin 45 = R_E \cos 45$

$$\begin{aligned} \text{Speed Due to Rotation} &= \frac{2\pi R}{24} \text{ mph} \\ &= \frac{2\pi \times 4000 \times \sin 45}{24} \approx 700 \text{ mph} \\ &\cong 1120 \text{ km/hour} \end{aligned}$$

(ii) Due to revolution of Earth around the sun

Radius of Earth's Orbit = 93,000,000 miles

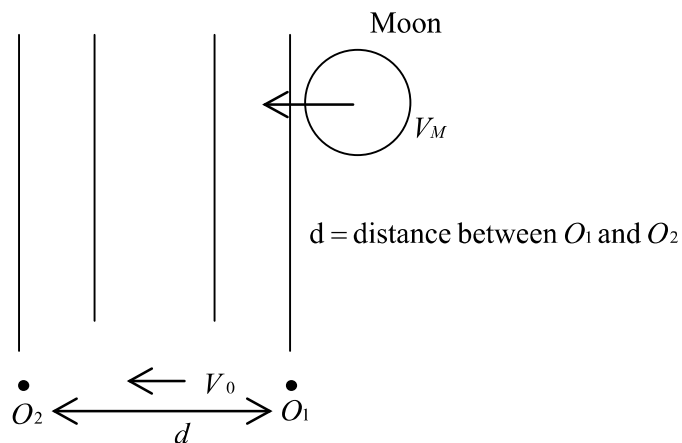
Time for Revolution = 1 year = (365.25×24) hours

$$\begin{aligned} \text{Speed due to Revolution} &= \frac{2\pi \times 93 \times 10^6}{365.25 \times 24} \\ &\approx 67,000 \text{ mph} \end{aligned}$$

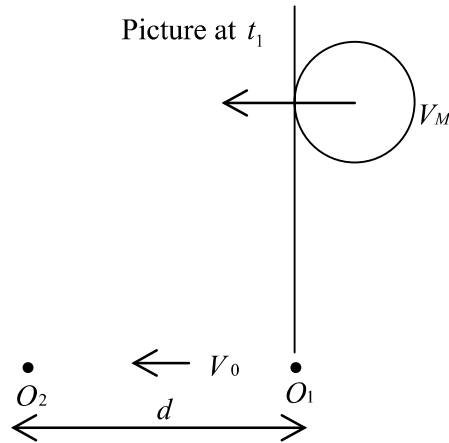
b) Speed and Size of Moon:

To access speed of moon we need two observers to go out at midnight on a full moon night and observe a star such that the moon intercepts the light from the star. Star is very far so light from it is a parallel beam. Both observers on same latitude so both have same velocity V_0 due to Earth's rotation.

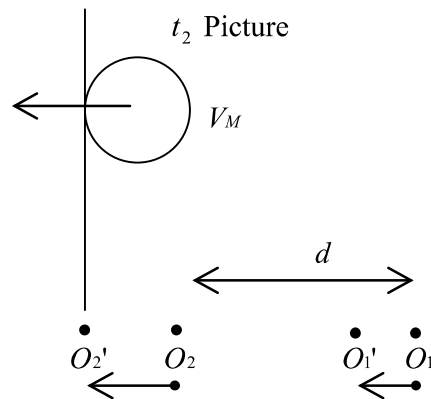
The picture is



At time t_1 moon intercepts light from star as seen by O_1



At time t_2 moon intercepts light from star as seen by O_2



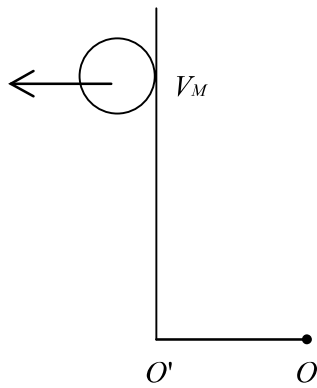
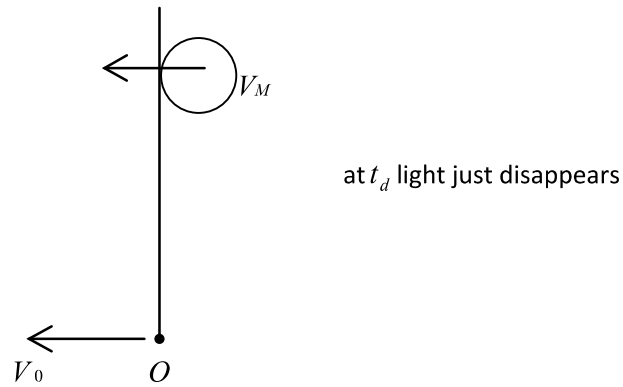
$O_2'O_2 = O_1'O_1 =$ distance travelled by observer due to motion of Earth
Hence

$$V_M(t_2 - t_1) = d + V_0(t_2 - t_1)$$

Speed of moon
$$V_M = \frac{d}{(t_2 - t_1)} + V_0$$

Once we know V_M a single observer can “measure” diameter of moon.

Again, concentrate on light from a star being intercepted by moon.



$$\text{Distance moved by moon} = d_M + V_0(t_A - t_d)$$

Where d_M = diameter of moon

$$V_M \times (t_A - t_d) = d_M + V_0(t_A - t_d)$$

$$d_M = (V_M - V_0)(t_A - t_d)$$

Which will allow us to measure d_M .

5 Kinematics – Description of Motion in One Dimension [Along x-axis]. (Point Particles)

Definitions

Position Vector:

$$\underline{x}(t) = A\hat{x} \quad \text{or} \quad -A\hat{x}$$

A is magnitude

+ \hat{x} vector points right

– \hat{x} vector points left

.....Alcatel-Lucent 

www.alcatel-lucent.com/careers

What if
you could
build your
future and
create the
future?

One generation's transformation is the next's status quo.
In the near future, people may soon think it's strange that
devices ever had to be "plugged in." To obtain that status, there
needs to be "The Shift".

Download free eBooks at bookboon.com

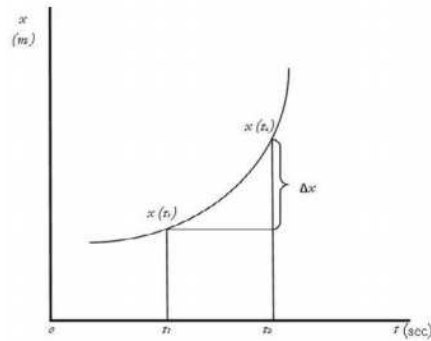


Click on the ad to read more

Displacement Vector: Measures change of position

$$\Delta \underline{x} = \underline{x}(t_2) - \underline{x}(t_1)$$

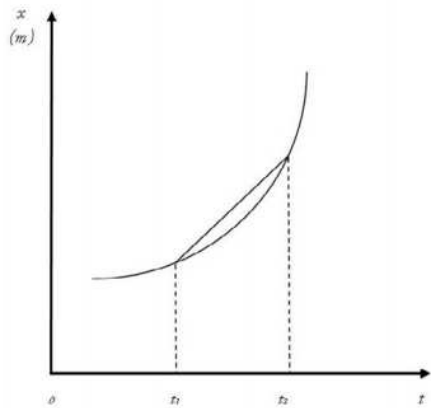
Here, $\underline{\Delta x}$ is along $+\hat{x}$



Average Velocity Vector: Measures rate of change of position with time over a finite time interval $(t_2 - t_1)$

$$\langle \underline{v} \rangle = \frac{x(t_2) - x(t_1)}{(t_2 - t_1)} \hat{x}$$

It is the slope of the chord.



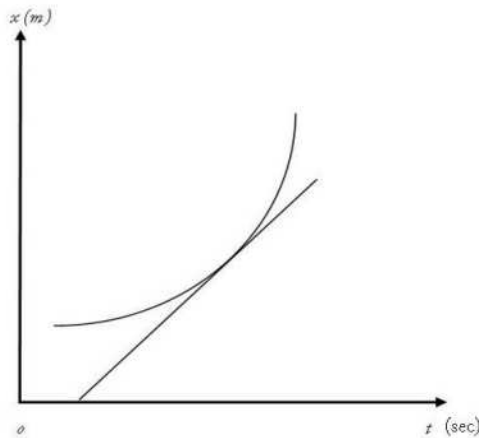
Instantaneous Velocity Vector: Measures rate of change of position with time when time interval goes to zero

$$\Delta t \rightarrow 0$$

$$\underline{\Delta x} \rightarrow 0$$

$$\underline{v} = \lim_{\Delta t \rightarrow 0} \frac{\underline{\Delta x}}{\Delta t}$$

Slope of tangent to x vs. t graph



Average Acceleration Vector: Measures rate of change of velocity vector during a finite time interval.

$$\langle \underline{a} \rangle = \frac{\underline{v}(t_2) - \underline{v}(t_1)}{(t_2 - t_1)}$$

Slope of chord in v vs. t graph

Instantaneous Acceleration Vector: Measures rate of change of velocity vector when time interval goes to zero

$$\Delta t \rightarrow 0$$

$$\underline{\Delta v} \rightarrow 0$$

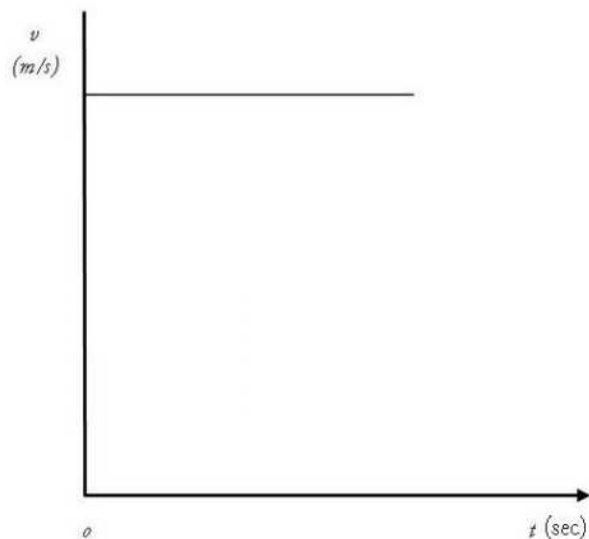
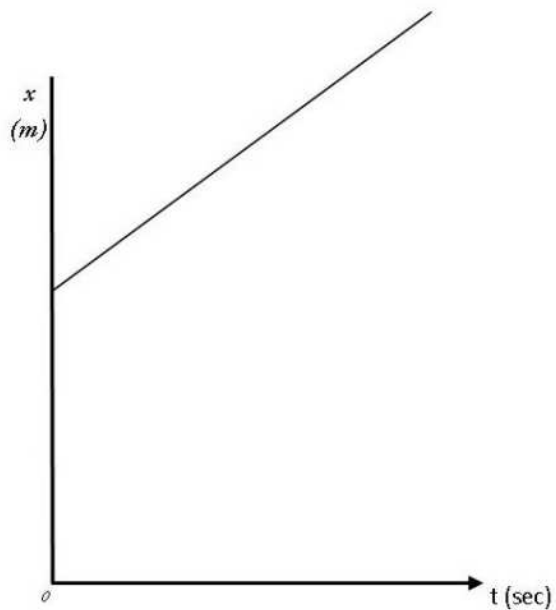
$$\underline{a} = \lim_{\Delta t \rightarrow 0} \frac{\underline{\Delta v}}{\Delta t}$$

Uniform Motion

$$a = 0$$

$$v = v\hat{x} \text{ is constant}$$

In this case x vs. t graphs will be straight line whose slope is v m/s

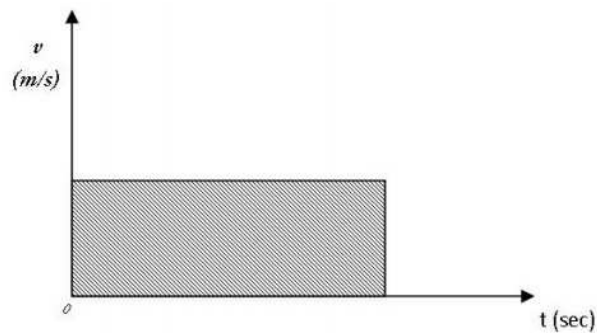


Since v measures change in x every second, a table of Δx vs. t will look like

t (sec)	Δx (m)
0	0
1	v
2	$2v$
3	$3v$
4	$4v$

That is Δx is equal to area under v vs. t graph. In t seconds

$$\Delta x = vt$$





Maastricht University *Leading in Learning!*

Join the best at the Maastricht University School of Business and Economics!

Top master's programmes

- 33rd place Financial Times worldwide ranking: MSc International Business
- 1st place: MSc International Business
- 1st place: MSc Financial Economics
- 2nd place: MSc Management of Learning
- 2nd place: MSc Economics
- 2nd place: MSc Econometrics and Operations Research
- 2nd place: MSc Global Supply Chain Management and Change

Sources: Keuzegids Master ranking 2013; Elsevier 'Beste Studies' ranking 2012; Financial Times Global Masters in Management ranking 2012

Visit us and find out why we are the best!
Master's Open Day: 22 February 2014

Maastricht University is the best specialist university in the Netherlands (Elsevier)

www.mastersopenday.nl



To write down x at t seconds, we must know where object was at $t = 0$ and get uniform motion equation

$$\underline{x}(t) = \underline{x}(0) + \underline{v}t = (x_i + vt)\hat{x} \quad (1)$$

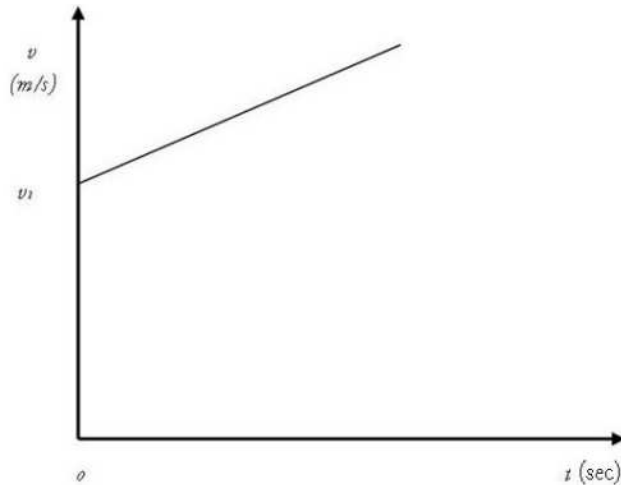
$x_i =$ initial position

So the rule is: To calculate $\underline{x}(t)$ add the area under \underline{v} vs. t graphs to the value of \underline{x} at $t = 0$.

Next: MOTION WITH CONSTANT ACCELERATION

$$\underline{a} = a\hat{x} \quad (2)$$

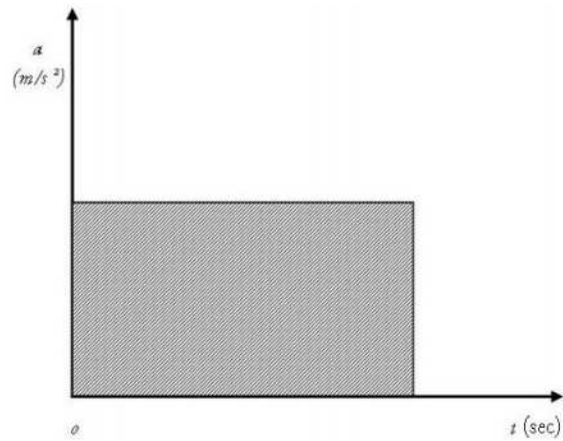
Now \underline{v} is **NOT** CONSTANT. Indeed, since a measures change of \underline{v} every second v vs. t graphs must look like



Now \underline{v} is changing by $a \text{ m/s}^2$ every second so table of Δv vs. t must be

t (sec)	Δv (m/s)
0	0
1	a
2	$2a$
3	$3a$
4	$4a$

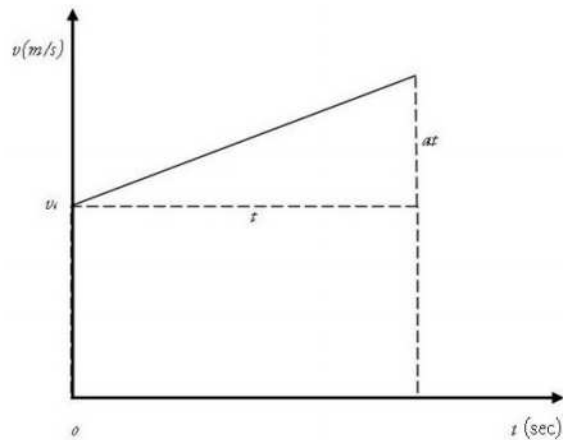
Change of v during t seconds is area under a vs. t graph.



And again to write \underline{v} at any time t we must know \underline{v} at $t = 0$ and write for constant acceleration

$$\underline{v}(t) = (v_i + at)\hat{x} \quad \rightarrow (3)$$

$v_i \hat{x}$ is initial velocity



1. To calculate x as a function of t we can proceed in two ways:

Use the rule written under Eq(1). Draw graph of Eq(3) then change of x is area under v vs. t graph

$$\Delta x = v_i t + \frac{1}{2} at^2$$

$$\text{Hence } \underline{x}(t) = \left(x_i + v_i t + \frac{1}{2} at^2 \right) \hat{x} \quad \rightarrow (4)$$

2. We can use (3) to calculate average velocity between 0 and t since v is increasing linearly with time

$$\langle v \rangle = \frac{v_i + v_i + at}{2} = v_i + \frac{at}{2}$$

Displacement $\Delta x = \left(v_i + \frac{at}{2} \right) t$ and again yield Eq(4)

To Summarize the kinematic equations are

$$\underline{a} = a\hat{x} \tag{2}$$

$$\underline{v}(t) = (v_i + at)\hat{x} \tag{3}$$

$$\underline{x}(t) = \left(x_i + v_i t + \frac{1}{2} at^2 \right) \hat{x} \tag{4}$$

Eqs(3) and (4) can be combined to yield a useful relation between magnitudes of v and x

From (3) $t = \frac{v - v_i}{a}$

REDEFINE
YOUR FUTURE

**> Join AXA,
A GLOBAL LEADING
COMPANY IN INSURANCE
AND ASSET MANAGEMENT**

redefining / standards 

agence odg - © Photomastop

Download free eBooks at bookboon.com



Substitute in (4)

$$x = x_i + v_i \left(\frac{v - v_i}{a} \right) + \frac{1}{2} a \left(\frac{v - v_i}{a} \right)^2$$

$$= x_0 + \frac{v^2 - v_i^2}{2a}$$

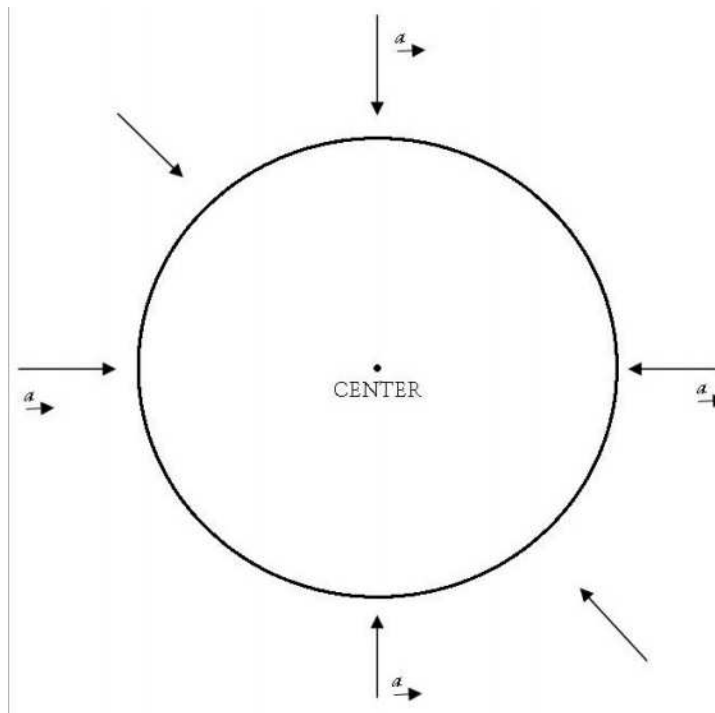
Or

$$v^2 = v_i^2 + 2a(x - x_i) \quad (5)$$

Eq(5) is useful when you know position and not time.

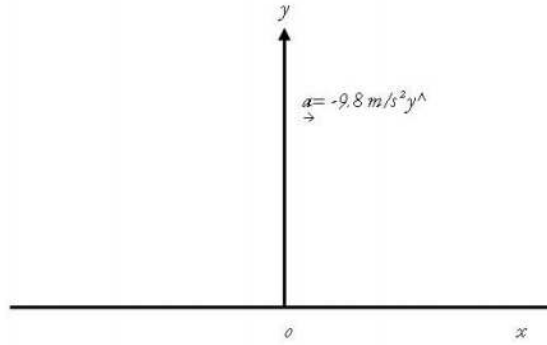
FREE FALL

So, why are we so interested in discussing motion where \underline{a} is a constant? The reason is that near the surface of the Earth every **unsupported** object has a constant acceleration of about $9.8m/s^2$ directed along the radius of the Earth and pointing toward the center. – **acceleration due to gravity**



Locally, we pretend that the Earth is flat, choose coordinate system where x is along horizontal y along vertical with positive up and therefore write that the acceleration due to gravity is

$$\underline{a} = -9.8m/s^2 \hat{y} \quad (6)$$



Now we can use Eqs(3),(4), and (5) for motion along y and write

$$\underline{v} = (v_i - 9.8t)\hat{y} \quad (7)$$

$$\underline{y} = (y_i + v_i t - 4.9t^2)\hat{y} \quad (8)$$

$$v^2 = v_i^2 - 19.6(y - y_i) \quad (9)$$

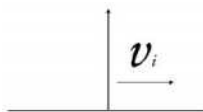
Notes

1. It is very **important** to note that if you throw a ball straight up or straight down the **only quantity** you can control is its **initial velocity** v_i . Once it leaves your hand the motion is controlled only by the Earth via Eqs(6) through (9). **THE ACCELERATION IS THE SAME AT ALL TIMES DURING THE FLIGHT OF THE BALL.**
2. Eqs(6) through (9) apply for free fall on the moon or any other planet. The only difference is that the magnitude of \underline{a} is not the same as it is on Earth. For instance, on the moon

$$\underline{a} = -1.63 m/s^2 \hat{y} \quad (\text{Moon})$$


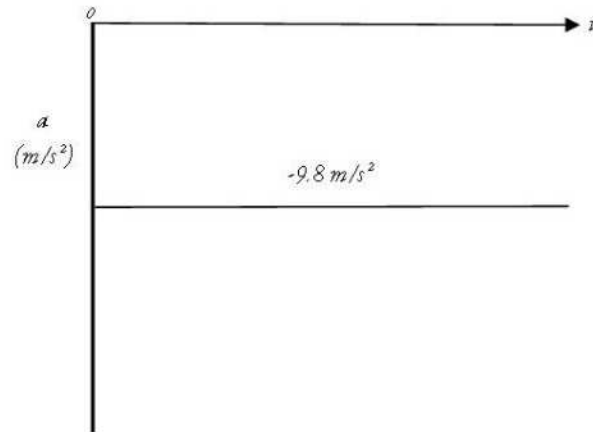
EXAMPLE

Let $\underline{v} = +v_i \hat{y}$ $y_i = 0$. That is, at $t = 0$ an object is thrown straight up with a velocity of $+v_0 m/s^2 \hat{y}$ starting from the ground ($y_i = 0$). It will go up to some height. Turn around and come back to ground according to Eqs(5) through (9). We can plot its acceleration, velocity and position as a function of time.



Acceleration

Constant at all times. Negative sign means pointing down



BI
NORWEGIAN
BUSINESS SCHOOL

EFMD
EQUIS
ACCREDITED

Business
Strategic Marketing Management
International Business
Leadership & Organisational Psychology
Shipping Management
Financial Economics

Empowering People. Improving Business.

BI Norwegian Business School is one of Europe's largest business schools welcoming more than 20,000 students. Our programmes provide a stimulating and multi-cultural learning environment with an international outlook ultimately providing students with professional skills to meet the increasing needs of businesses.

BI offers four different two-year, full-time Master of Science (MSc) programmes that are taught entirely in English and have been designed to provide professional skills to meet the increasing need of businesses. The MSc programmes provide a stimulating and multi-cultural learning environment to give you the best platform to launch into your career.

- MSc in Business
- MSc in Financial Economics
- MSc in Strategic Marketing Management
- MSc in Leadership and Organisational Psychology

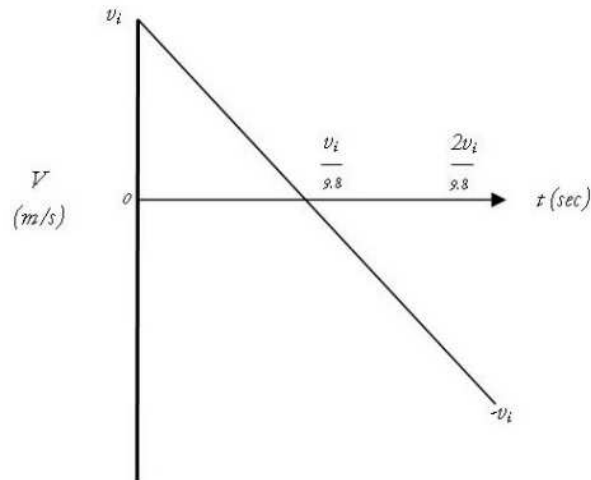
www.bi.edu/master

Download free eBooks at bookboon.com



Velocity

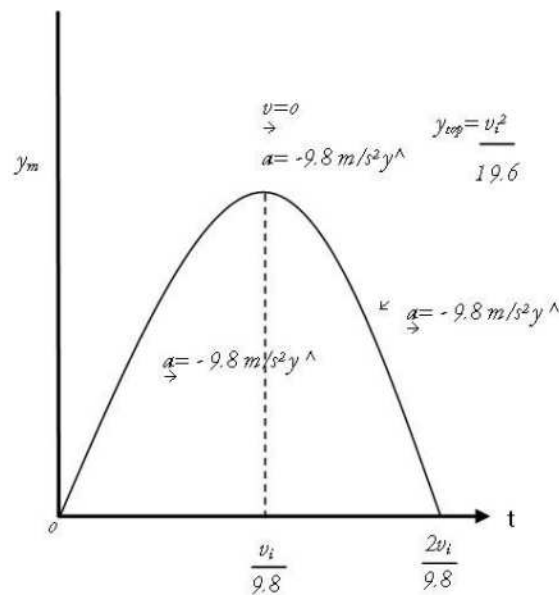
Reaches highest point in $\frac{v_i}{9.8}$ seconds. At that point, velocity is zero so it stops rising. Returns to Earth in $\frac{2v_i}{9.8}$ seconds and has velocity $-v_i$ just before it hits the ground.



Position

At highest point, $v = 0$ so from Eq(9) $y_{top} = \frac{v_i^2}{19.6}$.

Combines Flight Picture



6 Vector Algebra/ Trig. Identities

Vector (\underline{V}): A mathematical object which has both a magnitude and a direction. **Scalar** (S): Has magnitude only

1. If you multiply a vector \underline{V} by a scalar S you get a vector $\underline{V}' = S\underline{V}$ such that $\underline{V}' \parallel \underline{V}$ and has magnitude SV. This property allows us to express any vector as a product of a scalar (magnitude) and a unit vector (magnitude 1, direction only). Hence, we have written:

$$\underline{A} = A\hat{x}$$

as a vector of magnitude A in the +x direction. Indeed, a vector along any direction \hat{d} can be written as:

$$\underline{V} = V\hat{d}$$

2. **Addition of Vectors.** Given vectors \underline{V}_1 and \underline{V}_2 we want to determine the **Resultant Vector**

$$\underline{R} = \underline{V}_1 + \underline{V}_2$$

There are three methods for doing this:

Need help with your dissertation?

Get in-depth feedback & advice from experts in your topic area. Find out what you can do to improve the quality of your dissertation!

Get Help Now





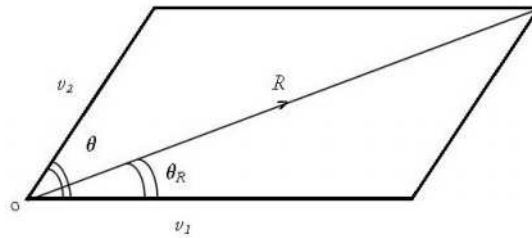
Go to www.helpmyassignment.co.uk for more info

 **Helpmyassignment**



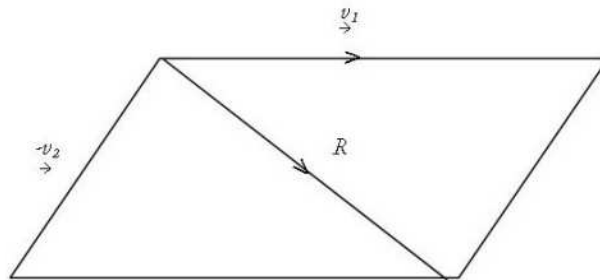
(i) Geometry

Choose a scale to represent \underline{V}_1 and \underline{V}_2 , and draw a parallelogram.



The long diagonal gives you $\underline{R} = \underline{V}_1 + \underline{V}_2$

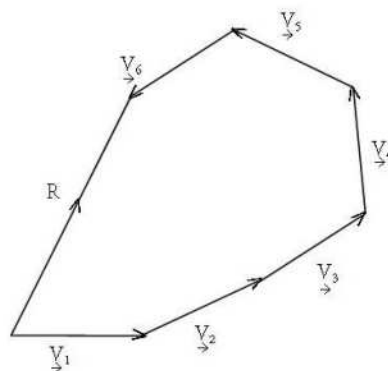
You can get magnitude of R by using a scale, and of course measure Θ_R with a protractor.



Also,

$$\underline{R} = \underline{V}_1 - \underline{V}_2$$

is determined by the short diagonal. Repeated application of this construct will allow you to add many vectors.



$$\underline{R} = \underline{V}_1 + \underline{V}_2 + \underline{V}_3 + \underline{V}_4 + \underline{V}_5 + \underline{V}_6$$

as the vector which connects the “tail of \underline{V}_1 to the head of \underline{V}_6 .

Further, it immediately follows that if all the vectors are parallel to one another

$$\begin{aligned}\underline{R} &= V_1\hat{d} + V_2\hat{d} + V_3\hat{d} - V_4\hat{d} \dots \\ &= (V_1 + V_2 + V_3 - V_4 + \dots)\hat{d}\end{aligned}$$

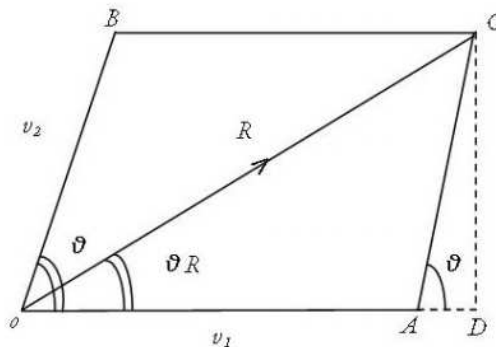
(ii) Algebra/ Trig.

We want to calculate R, so as shown drop a \perp from C to ΔA extended. Clearly,

$$\begin{aligned}\frac{CD}{V_2} &= \text{Sin}\Theta \\ \frac{AD}{V_2} &= \text{Cos}\Theta\end{aligned}$$

using Pythagoras' Theorem

$$\begin{aligned}R^2 &= OD^2 + CD^2 \\ &= (V_1 + V_2\text{Cos}\Theta)^2 + (V_2\text{Sin}\Theta)^2 \\ &= V_1^2 + V_2^2\text{Cos}^2\Theta + 2V_1V_2\text{Cos}\Theta + V_2^2\text{Sin}^2\Theta\end{aligned}$$



That is

$$R = \sqrt{V_1^2 + V_2^2 + 2V_1V_2\text{Cos}\Theta} \quad [2]$$

Also

$$\tan \Theta_R = \frac{CD}{OD} = \frac{V_2\text{Sin}\Theta}{V_1 + V_2\text{Cos}\Theta} \quad [3]$$

So indeed we have determined both the magnitude [Eq2] and direction [Eq3] of the vector $\underline{R} = (\underline{V}_1 + \underline{V}_2)$

Again, if we have more than 2 vectors we can use Eq. [2] and [3] repeatedly to arrive at $\underline{R} = \underline{V}_1 + \underline{V}_2 + \underline{V}_3 + \dots$

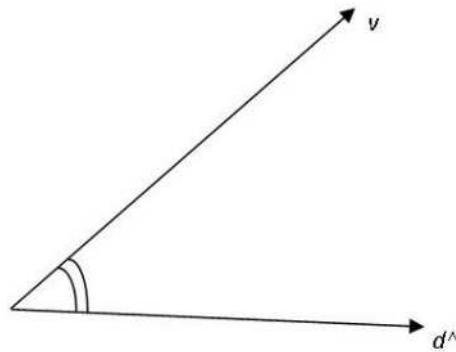
(iii) The Method of Components

This is the most elegant procedure for adding (or subtracting) many vectors.

We begin by defining that the component of a vector \underline{V} along any direction \hat{d} is a **Scalar** quantity.

$$V_d = V \cos(\underline{V}, \hat{d})$$

That is, $V_d = [\text{magnitude of } V] \times [\text{Cosine of angle between } \underline{V} \text{ and } \hat{d}]$

An advertisement for SKF. It features a woman with long dark hair smiling in the foreground, with a blurred wind turbine in the background. The text 'Brain power' is written in large white letters. Below it, there is a paragraph of text about wind energy and SKF's role. At the bottom left, there is a call to action to visit the SKF website. At the bottom right, the SKF logo is displayed in a white rounded rectangle.

Brain power

By 2020, wind could provide one-tenth of our planet's electricity needs. Already today, SKF's innovative know-how is crucial to running a large proportion of the world's wind turbines.

Up to 25 % of the generating costs relate to maintenance. These can be reduced dramatically thanks to our systems for on-line condition monitoring and automatic lubrication. We help make it more economical to create cleaner, cheaper energy out of thin air.

By sharing our experience, expertise, and creativity, industries can boost performance beyond expectations.

Therefore we need the best employees who can meet this challenge!

The Power of Knowledge Engineering

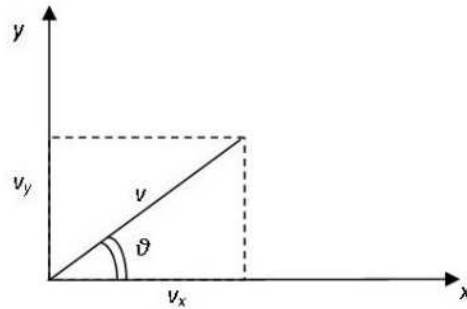
Plug into The Power of Knowledge Engineering.
Visit us at www.skf.com/knowledge

SKF

Download free eBooks at bookboon.com



Let us put our vector \underline{V} N.B. If light were in the x-y coordinate falling straight down system and we see V_x would be the immediately that: “shadow” of V along x.



$$V_x = V \cos \Theta$$

$$V_y = V \cos(90 - \Theta) = V \sin \Theta$$

and clearly $V = \sqrt{V_x^2 + V_y^2}$

or $\underline{V} = V_x \hat{x} + V_y \hat{y}$

$$\tan \Theta = \frac{V_y}{V_x}$$

This tells us that a vector can be specified either by writing magnitude (V) and direction (Θ) or by writing the magnitudes of its components.

So now if we have many vectors:

$$\underline{V}_1 = V_{1x} \hat{x} + V_{1y} \hat{y}$$

$$\underline{V}_2 = V_{2x} \hat{x} + V_{2y} \hat{y}$$

$$\underline{V}_i = V_{ix} \hat{x} + V_{iy} \hat{y}$$

$$\underline{R} = \underline{\Sigma V}_i = \Sigma V_{ix} \hat{x} + \Sigma V_{iy} \hat{y} \quad \rightarrow [4]$$

$$= R_x \hat{x} + R_y \hat{y} \quad \rightarrow [4']$$

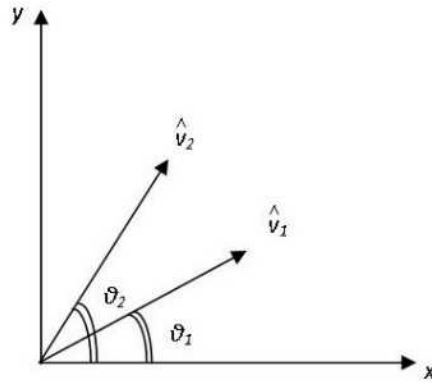
and hence $R = \sqrt{R_x^2 + R_y^2}$ [5]

$$\tan \theta_R = \frac{R_y}{R_x} \quad [6]$$

where Θ_r is the angle between \underline{R} and \hat{x} .

TRIG IDENTITIES

Take two unit vectors \hat{V}_1 and \hat{V}_2 making angles ϑ_1 and ϑ_2 with the axis of x as shown.



$$\underline{R} = \hat{V}_1 + \hat{V}_2$$

From Eq(1) $R = \sqrt{1+1+2\text{Cos}(\Theta_2 - \Theta_1)}$ [7]

Also

$$\hat{V}_1 = \text{Cos}\Theta_1\hat{x} + \text{Sin}\Theta_1\hat{y}$$

$$\hat{V}_2 = \text{Cos}\Theta_2\hat{x} + \text{Sin}\Theta_2\hat{y}$$

so $R_x = (\text{Cos}\Theta_1 + \text{Cos}\Theta_2)$

$$R_y = (\text{Sin}\Theta_1 + \text{Sin}\Theta_2)$$

$$\begin{aligned} R &= \sqrt{(\text{Cos}\Theta_1 + \text{Cos}\Theta_2)^2 + (\text{Sin}\Theta_1 + \text{Sin}\Theta_2)^2} \\ &= \sqrt{\text{Cos}^2\Theta_1 + \text{Cos}^2\Theta_2 + 2\text{Cos}\Theta_1\Theta_2 + \text{Sin}^2\Theta_1 + \text{Sin}^2\Theta_2 + 2\text{Sin}\Theta_1\text{Sin}\Theta_2} \\ &= \sqrt{1+1+2[\text{Cos}\Theta_1\text{Cos}\Theta_2 + \text{Sin}\Theta_1\text{Sin}\Theta_2]} \end{aligned}$$
 [8]

Compare Eqs [7] and [8] and you get the trig identity:

$$\text{Cos}(\Theta_1 - \Theta_2) = \text{Cos}\Theta_1\text{Cos}\Theta_2 + \text{Sin}\Theta_1\text{Sin}\Theta_2 \rightarrow I_1$$

Next, let $\Theta_1 = (\frac{\pi}{2} - \Theta_3)$

$$\begin{aligned} \cos(\frac{\pi}{2} - \Theta_3 - \Theta_2) &= \sin(\Theta_3 + \Theta_2) \\ &= \cos(\frac{\pi}{2} - \Theta_3)\cos\Theta_2 + \sin(\frac{\pi}{2} - \Theta_3)\sin\Theta_2 \end{aligned}$$

Which gives another identity

$$\sin(\Theta_3 + \Theta_2) = \sin\Theta_3\cos\Theta_2 + \cos\Theta_3\sin\Theta_2 \rightarrow I_2$$

if in I_1 you put $\Theta_4 = -\Theta_2$ and remember that

$$\sin(-\Theta) = -\sin\Theta$$

you get

$$\cos(\Theta_1 + \Theta_4) = \cos\Theta_1\cos\Theta_4 - \sin\Theta_1\sin\Theta_4 \rightarrow I_3$$

and similarly

$$\sin(\Theta_3 - \Theta_5) = \sin\Theta_3\cos\Theta_5 - \sin\Theta_5\cos\Theta_3 \rightarrow I_4$$

"I studied English for 16 years but...
...I finally learned to speak it in just six lessons"
Jane, Chinese architect

ENGLISH OUT THERE

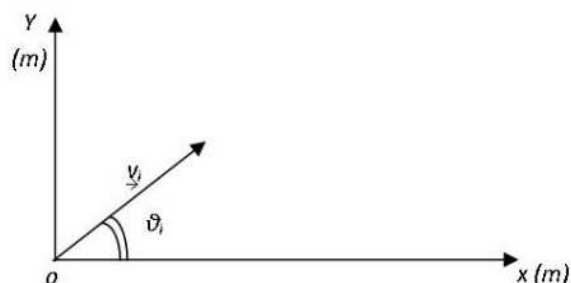
Click to hear me talking before and after my unique course download

Download free eBooks at bookboon.com



7 Kinematics – Two Dimensions – Projectile Motion

At $t = 0$ a projectile is launched from the origin ($x_i = 0, y_i = 0$) with a velocity of v_i m/sec at angle of Θ_i above the horizon (x -axis). What are the equations which describe its motion in the xy -plane? It is best to write down the components and then the vectors.



	x-component	y-component	Vector
Acceleration	0	$9.8m/sec^2$	$\underline{a} = 0\hat{x} - 9.8m/s^2\hat{y}$ → (1)
Velocity	$v_i \cos \Theta_i$	$v_i \sin \Theta_i - 9.8t$	$\underline{v} = (v_i \cos \Theta_i)\hat{x} + (v_i \sin \Theta_i - 9.8t)\hat{y}$ → (2)
Position	$(v_i \cos \Theta_i) t$	$(v_i \sin \Theta_i) t - 4.9t^2$	$\underline{r} = (v_i \cos \Theta_i)t\hat{x} + [(v_i \sin \Theta_i)t - 4.9t^2]\hat{y}$ → (3)

We can also write for the y-velocity

$$v_y^2 = (v_i \sin \Theta_i)^2 - 19.6y \quad \rightarrow (4)$$

and we use Eq(4) when t is not known.

Questions

1. What is its path in the xy -plane as we saw the parabola in the water stream. To derive it note that

$$y = (v_i \sin \Theta_i)t - 4.9t^2$$

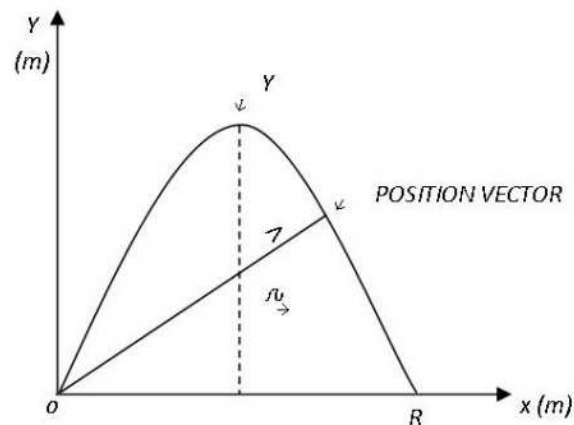
and $x = (v_i \cos \Theta_i)t$

so one can write

$$y = \frac{(v_i \sin \Theta_i)x}{(v_i \cos \Theta_i)} - 4.9 \left(\frac{x}{v_i \cos \Theta_i} \right)^2$$

$$= x \tan \Theta_i - 4.9 \left(\frac{x^2}{v_i \cos \Theta_i} \right) \quad \rightarrow (5)$$

This is a very useful equation. Do not need to know t , relates y to x and v_i . See plot along side. It helps to define two quantities



y_{top} = highest point during flight

R = range; distance travelled before returning to Earth.

2. Why does it stop rising? Because the y velocity goes to zero. Using Eq(4) we write

$$y_{top} = \frac{v_i^2 \sin^2 \Theta_i}{19.6} \quad \rightarrow (6)$$

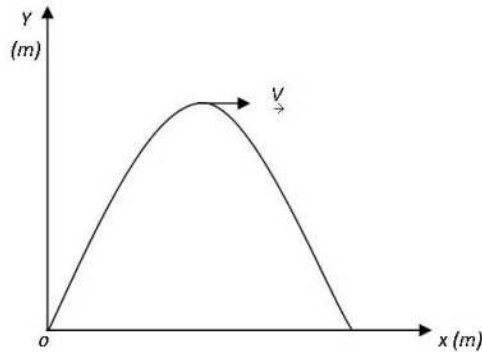
3. What is its acceleration while it is in the air? At all points $y \neq 0$

$$\rightarrow \underline{a} = -9.8m/s^2 \hat{y} \quad \leftarrow !$$

fixed by the Earth.

4. Velocity at y_{top} , $v_y = 0$, $v_x = v_i \cos \Theta_i$

$$\underline{v} = (v_i \cos \Theta_i) \hat{x} + 0 \hat{y}$$



5. When does it get to y_{top} ? $v_y = 0$ there

So we use

$$v_y = v_i \sin \Theta_i - 9.8t$$

And get

$$t_{top} = \frac{v_i \sin \Theta_i}{9.8} \rightarrow (7)$$

What do you want to do?

No matter what you want out of your future career, an employer with a broad range of operations in a load of countries will always be the ticket. Working within the Volvo Group means more than 100,000 friends and colleagues in more than 185 countries all over the world. We offer graduates great career opportunities – check out the Career section at our web site www.volvogroup.com. We look forward to getting to know you!

VOLVO
AB Volvo (publ)
www.volvogroup.com

VOLVO TRUCKS | RENAULT TRUCKS | MACK TRUCKS | VOLVO BUSES | VOLVO CONSTRUCTION EQUIPMENT | VOLVO PENTA | VOLVO AERO | VOLVO IT
VOLVO FINANCIAL SERVICES | VOLVO 3P | VOLVO POWERTRAIN | VOLVO PARTS | VOLVO TECHNOLOGY | VOLVO LOGISTICS | BUSINESS AREA ASIA

Download free eBooks at bookboon.com



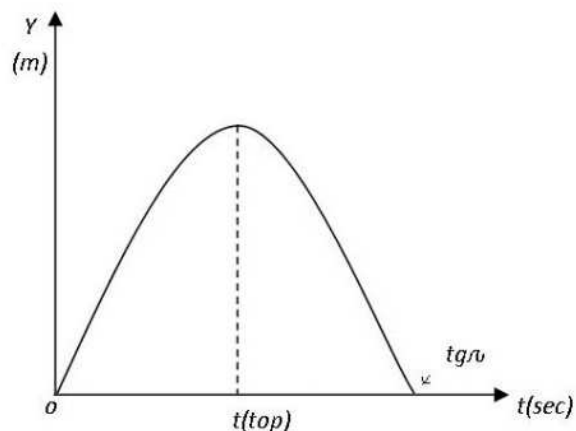
6. When does it return to ground ($y = 0$)?

Use $y = (v_i \sin \Theta_i)t - 4.9t_{gr}^2$

So

$$0 = (v_i \sin \Theta_i)t_{gr} - 4.9t_{gr}^2$$

$$t_{gr} = \frac{v_i \sin \Theta_i}{4.9} = 2t_{top} \quad \rightarrow (8)$$



7. What is its velocity just before it hits ground

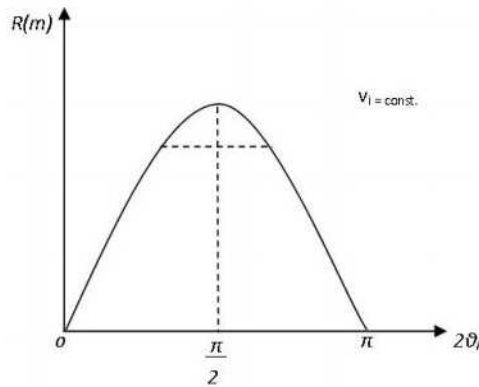
$$v_x = v_i \cos \Theta_i$$

$$v_y = v_i \cos \Theta_i - 2 \frac{v_i \sin \Theta_i}{9.8} \times 9.8$$

$$= -v_i \sin \Theta_i$$

Hence $\underline{v} = (v_i \cos \Theta_i)\hat{x} - (v_i \sin \Theta_i)\hat{y} \quad \rightarrow (9)$

That is, x-component of velocity is same as at the start, y-component is reversed.



8. What is the range?

$$x = (v_i \cos \Theta_i)t$$

And to get to R

$$\begin{aligned} t = t_g &= \frac{2v_i \sin \Theta_i}{9.8} \\ R &= \frac{(v_i \cos \Theta_i)(2v_i \sin \Theta_i)}{9.8} \\ &= \frac{v_0^2 \sin 2\Theta_i}{9.8} \end{aligned} \quad \rightarrow (10)$$

9. For a given v_i what launch angle will give you maximum range R ?

(Galileo's findings)

Eq(10) says

$$R = \frac{v_0^2 \sin 2\Theta_i}{9.8}$$

Maximum value of $\sin 2\Theta_i = 1$ when $2\Theta_i = \frac{\pi}{2}$. Hence maximum range when $\Theta_i = 45^\circ$. Also, note that there are two angles for which R is the same.

$$2\Theta_2 = \frac{\pi}{2} + \alpha$$

$$2\Theta_1 = \frac{\pi}{2} - \alpha$$

$$\Theta_1 + \Theta_2 = \frac{\pi}{2}$$

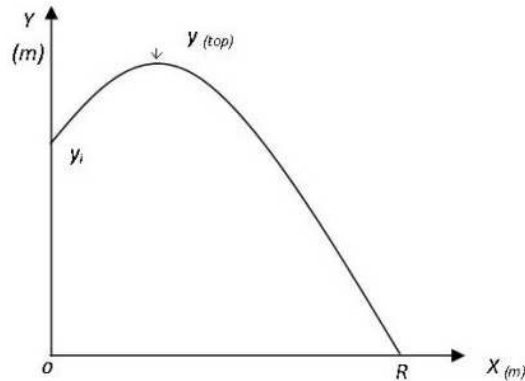
So Θ_1 and Θ_2 are complementary angles.

10. What happens if projectile is launched at $x = 0$, $y = y_i$. In that case

$$y_{top} = y_i + \frac{v_i^2 \sin^2 \Theta_i}{19.6}$$

and R is obtained by solving the quadratic equation

$$0 = y_i + R \tan \Theta_i - 4.9 \left(\frac{R^2}{v_i^2 \cos^2 \Theta_i} \right)$$



$$R = \frac{-v_i^2 \sin \Theta_i \cos \Theta_i \pm v_i \cos \Theta_i \sqrt{v_i^2 \sin^2 \Theta_i + 19.6 y_i}}{-9.8}$$

Not surprisingly, the projectile travels farther before returning to ground. This is what led Newton to suggest that if one goes high up and uses a large enough initial speed one can get the projectile to go around the Earth.

8 Relative Velocities – Inertial Observers

Now that we have developed the kinematic Eqs.

$$\underline{a} = a\hat{x}$$

$$\underline{V} = (V_0 + at)\hat{x}$$

$$\underline{x} = (x_0 + V_0t + \frac{1}{2}at^2)\hat{x}$$

we know that given a clock (to measure t) and two meter scales (to measure x and y) we can describe any constant acceleration motion precisely. Since there are many, many observers, the question arises, how do two observers relate their observations of the same motion if the observers are **not** at rest with respect to one another.

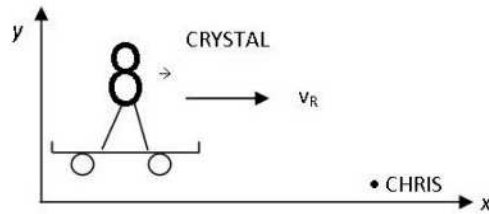


For example, Sam is standing on the shore while Sally is floating along with the water on a river. With a velocity

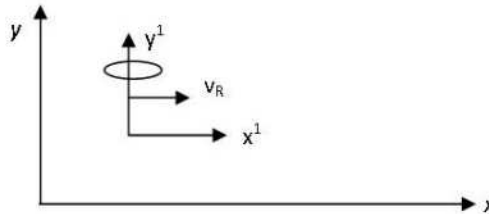
$$\underline{V}_R = V_R \hat{x}$$



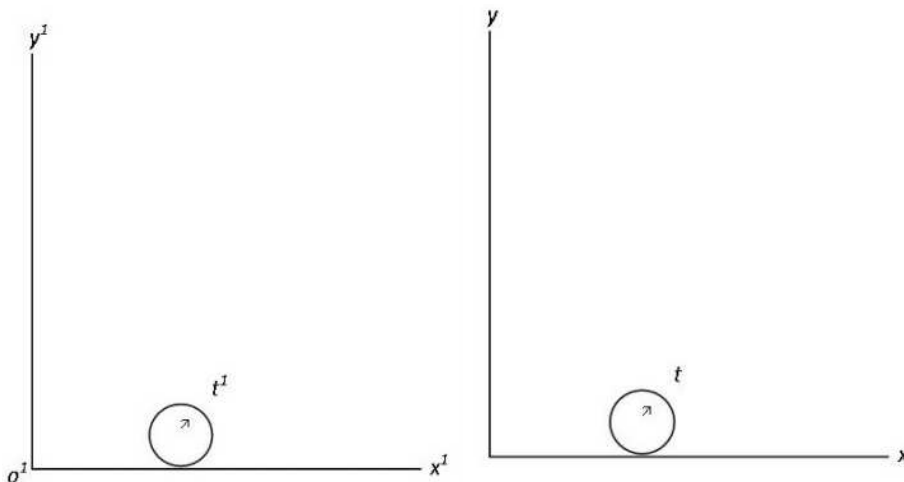
OR Chris's is standing on the ground and Crystal comes along on a roller skate travelling at $\underline{V}_R = V_R \hat{x}$



or you are standing on the ground and a helicopter hovers overhead while the wind is blowing at vel. $\underline{V}_R = V_R \hat{x}$

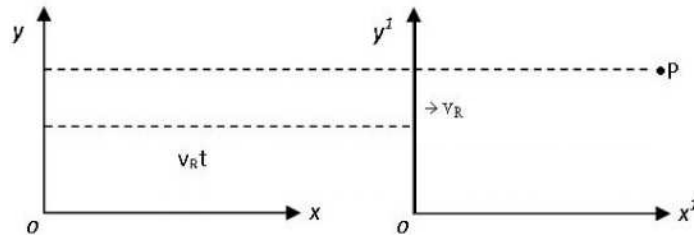


We must learn how to relate observations made by you $[x,y,t]$ with observations made by an observer $[x',y',t']$ moving with respect to you at velocity \underline{V}_R .



Step 1: We arrange that at the instant your origins coincide (0 and $0'$ same), both start your clocks, that will ensure that $t' = t$.

Now consider a time t later



At t an event occurs at p :

You measure
 x, y, t

She measures
 x', y', t'

and you can see that

$$t' = t$$

$$y' = y$$

$$x' = x - v_R t$$

www.sylvania.com

We do not reinvent the wheel we reinvent light.

Fascinating lighting offers an infinite spectrum of possibilities: Innovative technologies and new markets provide both opportunities and challenges. An environment in which your expertise is in high demand. Enjoy the supportive working atmosphere within our global group and benefit from international career paths. Implement sustainable ideas in close cooperation with other specialists and contribute to influencing our future. Come and join us in reinventing light every day.

Light is OSRAM

OSRAM SYLVANIA

Download free eBooks at bookboon.com



If now P has a displacement you measure Δx , Δt she measures $\Delta x'$, $\Delta t' = \Delta t$

so

$$\Delta x' = \Delta x - V_R \Delta t$$

and dividing by Δt and making it small we see that

$$\underline{V}' = \underline{V} - \underline{V}_R \quad \text{--- I}$$

This equation is very useful for solving all the “relative velocity” problems:

EX1: Boat in River

$$\underline{V}_R = \underline{V}_{WS} \quad \text{velocity of water with respect to shore}$$

$$\underline{V}' = \underline{V}_{BW} \quad \text{Velocity of Boat with respect to water}$$

$$\underline{V} = \underline{V}_{BS} \quad \text{Velocity of Boat with respect to shore}$$

$$\underline{V}_{BS} = \underline{V}_{BW} + \underline{V}_{WS}$$

EX2: Airplane

$$\underline{V}' = \underline{V}_{PA} \quad \text{[Velocity of plane wrt air]}$$

$$\underline{V}_R = \underline{V}_{AG} \quad \text{[Velocity of air wrt ground]}$$

$$\underline{V} = \underline{V}_{PG} \quad \text{[Velocity of plane wrt ground]}$$

$$\underline{V}_{PG} = \underline{V}_{PA} + \underline{V}_{AG}$$

EX3: Velocity observed by person standing on ground

$$\underline{V} = \underline{V}' + \underline{V}_R$$

However, Eq I has more profound consequences.

Suppose that P also has an acceleration.

$$\text{Since } \underline{V}_R = \text{Constant}$$

$$\Delta \underline{V}' = \Delta \underline{V}$$

$$\text{so } \underline{a}' = \underline{a}$$

This allows us to define an Inertial observer as one whose coordinate system moves at a constant velocity (vector) = constant. Magnitude, no change in direction.

This has two major consequences:

A: Principle of Relativity: LAWS OF PHYSICS ARE THE SAME FOR ALL INERTIAL OBSERVERS. (FULL SIGNIFICANCE OF THIS BECOMES CLEAR AFTER WE INTRODUCE NEWTON'S LAW WHICH MANDATES THAT IF $\underline{a} \neq 0$ THERE MUST BE A FORCE PRESENT AT THAT POINT AT THAT TIME.

B: No experiment done **within** a SYSTEM CAN DISCOVER THAT THE SYSTEM IS MOVING AT A UNIFORM VELOCITY. (This is the basis for the popular statement, all motion is relative. Now we know that the more precise statement should be all uniform motion ($\underline{V}_R = \text{const.}$) is relative.)



CHALLENGING PERSPECTIVES

Internship opportunities

EADS unites a leading aircraft manufacturer, the world's largest helicopter supplier, a global leader in space programmes and a worldwide leader in global security solutions and systems to form Europe's largest defence and aerospace group. More than 140,000 people work at Airbus, Astrium, Cassidian and Eurocopter, in 90 locations globally, to deliver some of the industry's most exciting projects.

An **EADS internship** offers the chance to use your theoretical knowledge and apply it first-hand to real situations and assignments during your studies. Given a high level of responsibility, plenty of learning and development opportunities, and all the support you need, you will tackle interesting challenges on state-of-the-art products.

We welcome more than 5,000 interns every year across disciplines ranging from engineering, IT, procurement and finance, to strategy, customer support, marketing and sales. Positions are available in France, Germany, Spain and the UK.

To find out more and apply, visit www.jobs.eads.com. You can also find out more on our **EADS Careers Facebook page**.

AIRBUS **ASTRIUM** **CASSIDIAN** **EUROCOPTER**

EADS

Download free eBooks at bookboon.com



Click on the ad to read more

9 Newton's Laws (Point Objects)

FIRST OBJECTS DO NOT CHANGE THEIR STATE OF MOTION (vel. \underline{v} For Now)
SPONTANEOUSLY

DEFINES INERTIA

Examples: SEAT BELTS, STUMBLE, GRASS MOWING

SECOND a) EVERY OBJECT HAS AN INTRINSIC PROPERTY CALLED INERTIAL MASS (M)
b) AN OBJECT OF MASS M CAN HAVE A NON-ZERO ACCELERATION IF AND ONLY IF THERE IS A FORCE \underline{F} PRESENT SUCH THAT

$$M \underline{a} = \underline{F}$$

COROLLARIES: (i) IF AN OBJECT IS IN EQUILIBRIUM ($\equiv m$) ($\underline{a} = 0$), THE VECTOR SUM OF ALL THE FORCES ACTING ON IT MUST BE **ZERO**

$$\underline{F}_1 + \underline{F}_2 + \underline{F}_3 \dots = 0$$

Object does not have to be at rest, it must not change \underline{v} .

(ii) IF $\underline{a} \neq 0$ at a SPACE POINT AT A TIME t, THERE MUST BE A FORCE ACTING AT THE **PT** AT THAT TIME.

THIRD WHEN TWO OBJECTS INTERACT THE FORCES ACTING ON THEM FORM ACTION-REACTION PAIRS (\underline{F}_{21} acts on object 1, \underline{F}_{12} on object 2)

$$\underline{F}_{21} = -\underline{F}_{12}$$

FORCES

In order to use Newton's Laws we need the Forces that occur in various physical systems. For our discussion in I we deal with Mechanical Forces only. Also, we do not discuss in detail the origin of the force in Every Case.

1. WEIGHT

Near Earth Every unsupported object has an acceleration

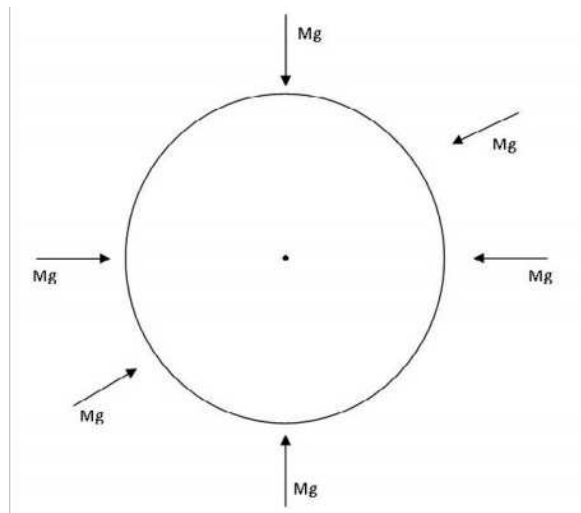
$$\underline{a} = -9.8m/s^2 \hat{y} = -g\hat{y}$$

So it must experience a force

$$\underline{w} = -9.8M\hat{y} = -Mg\hat{y}$$

where M is its mass. This force is weight and is a vector perpendicular to the Earth's surface directed toward the center of the Earth. More precisely, since the Earth is a sphere the force should be written as

$$\underline{w} = -9.8M\hat{r}$$



where \hat{r} is a unit vector along the radius. It is a manifestation of Newton's universal law of Gravitation (discussed in detail later)

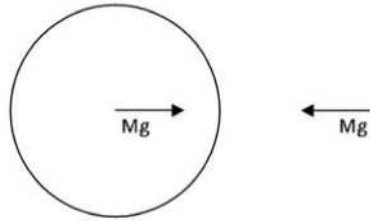
$$\underline{F}_G = \frac{-GM_E M}{R_E^2} \hat{r}$$

where M_E = Mass of Earth

R_E = Radius of Earth

$$G = 6.7 \times 10^{-11} \frac{N \cdot m^2}{(kg)^2}$$

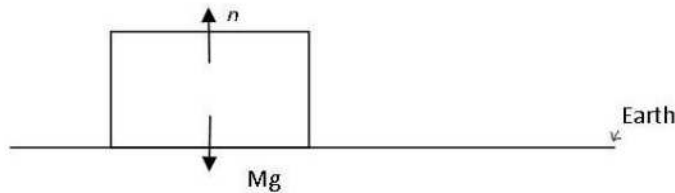
By Newton's 3rd law it follows that the reaction force to \underline{w} acts at the center of the Earth



So Earth pulls on M, M pulls on Earth with an Equal and opposite force.

2. CONTACT FORCE OR NORMAL FORCE

Comes into play when an object is in contact with the surface of a solid. It acts perpendicular to surface of the solid: hence Normal Force (N_R). It comes about because the atoms/molecules of a solid oppose the attempt by any foreign object to enter the solid. For example, put the mass M of the above discussion on the Earth. Now M is in $\equiv m$ so the sum of the forces acting on it must be zero.



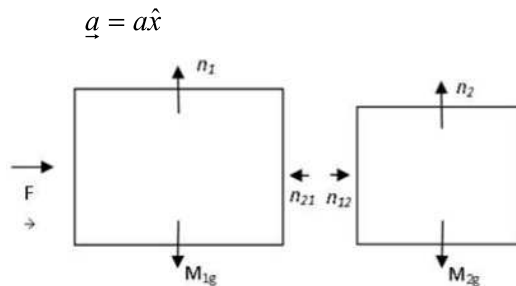
$$\underline{n} = n\hat{y}$$

$$\underline{w} = -Mg\hat{y}$$

$$\underline{n} + \underline{w} = 0$$

$$\underline{n} = -Mg\hat{y}$$

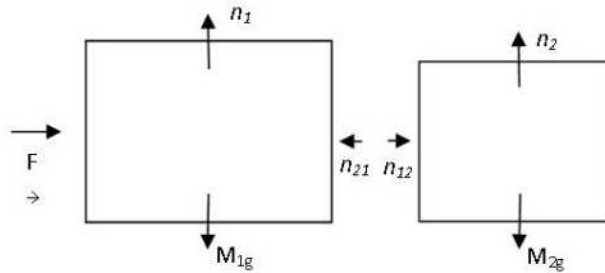
Ex 2 M_1 and M_2 are lying on a smooth horizontal surface. Apply a force $\underline{F} = F\hat{x}$ to M_1 as shown. Both M_1 and M_2 acquire an acceleration



Question: Which force causes M_2 to accelerate?

Answer: Contact force between M_1 and M_2 .

Let us draw all the forces acting on each mass (Free Body diagrams)



By the 3rd law $\underline{n_{12}} + \underline{n_{12}} = 0$

$$(n_{12} + n_{12})\hat{x} = 0$$

To calculate \underline{a} we must use force acting at that mass at that time so

$$M_1 \underline{a} = \underline{F} + \underline{n_2} = F\hat{x} - n_2 \hat{x}$$

$$M_2 \underline{a} = \underline{n_2} = n_2 \hat{x}$$

360°
thinking.

Deloitte.
© Deloitte & Touche LLP and affiliated entities.

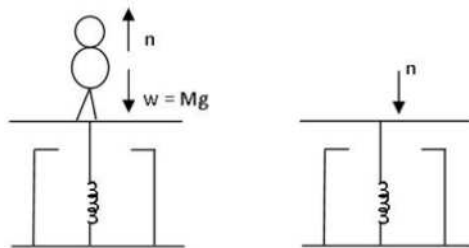
Discover the truth at www.deloitte.ca/careers



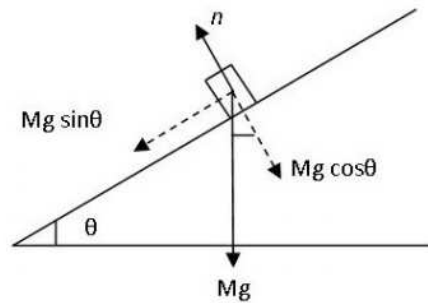
Add

$$\begin{aligned} (M_1 + M_2)\underline{a} &= F\hat{x} + (n_2 - n_1)\hat{x} \\ &= F\hat{x} \\ \underline{a} &= \left(\frac{F}{M_1 + M_2} \right)\hat{x} \end{aligned}$$

EX 3 To weigh yourself you stand on a weighing machine. You have two forces acting on you $\underline{w} = -Mg\hat{y}$ and $\underline{n} = n\hat{y}$ the normal force which the machine exerts on you. You are in $\equiv m$ so $n = Mg$. You push down on machine with $\underline{n} = -n\hat{y}$ so machine records n and hence w .



EX 4 If the surface is not horizontal \underline{n} will have to adjust so that there is $\equiv m$ perpendicular (normal) to the surface while there is acceleration $g \sin \Theta$ down the ramp. The force picture is



\perp to surface there is $\equiv m$ so

$$n - Mg \cos \Theta = 0; \quad n = Mg \cos \Theta$$

\parallel to surface there is acceleration caused by $Mg \sin \Theta$

Not surprisingly \underline{n} is maximum when $\Theta = 0$ (horizontal surface) and goes to zero when $\Theta = \frac{\pi}{2}$ (surface is vertical)

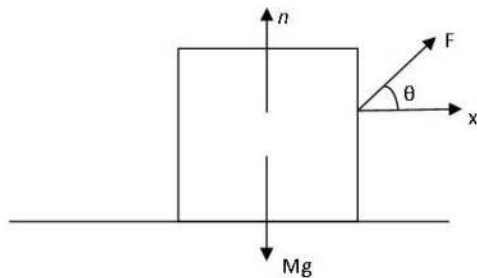
EX 5 Another way to change n is to apply a force \underline{F} at an angle Θ above the x-axis. Now for $\equiv m$ along y we have

$$n + F \sin \Theta - Mg = 0$$

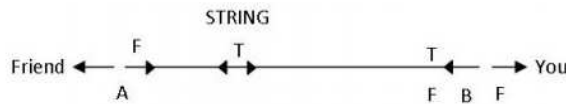
so
$$n = Mg - F \sin \Theta$$

while along x there is acceleration given by

$$M \underline{a} = F \cos \Theta \hat{x}$$



3. TENSION IN A MASSLESS, INEXTENSIBLE STRING



You are holding one end of a light string. Your friend catches hold of the other end. Suppose she pulls on it with a force $\underline{F} = -F\hat{x}$, toward the left. In order to keep it in $\equiv m$ you have to pull on the right with $\underline{F} = +F\hat{x}$. How come? Well, when she applied $-F\hat{x}$ at A and the string wants to be in $\equiv m$ it must develop $+F\hat{x}$ at A, again to keep $\equiv m$ everywhere inside, it needs \underline{F} 's at every point balancing each other out until point B is reached where string pulls to the left. So for $\equiv m$ at B you must pull with $+F\hat{x}$. A force \underline{F} applied at one end of the string causes a tension $T = F$ to appear in the string such that at the ends \underline{T} acts toward the middle and at the middle \underline{T} is directed toward the ends.

4. SPRING FORCE (HOOKE'S LAW)

This force appears if you stretch a spring or squeeze it. The spring resists the change in its length so this force always oppose the stretch (or squeeze). For small changes in length the force is proportional to the change in length hence we write

$$\underline{F}_{SP} = -k(\Delta x)\hat{x}$$

where $\Delta x = \text{change in length}$
 $k = \text{spring constant}$

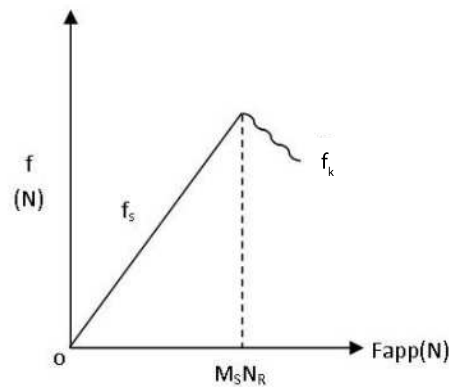
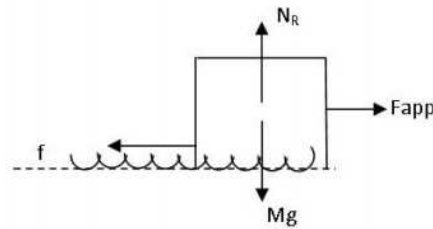
Minus sign ensures that \vec{F}_{sp} is opposite to $\underline{\Delta x} = \Delta x \hat{x}$.

So if $k = 10^4 \text{ N/m}$, it will cost you 10N of force to change its length by 1mm .

5. FRICTION

This force arises because surfaces of solids are never totally smooth so when two surfaces are made to slide past one another they resist it by developing the force of friction. Indeed, as we will find in the experiment sketched below if the applied force is less than a certain value no motion occurs and we talk of static friction (f_s). Once F_{app} exceeds $\mu_s N_R$ motion ensues and we get kinetic friction f_k .

Note: friction always opposes motion



To be precise, we slowly increase F_{app} and since no motion occurs we say $\vec{f}_s = -\vec{F}_{app}$. That means that as long as there is no motion f vs. F_{app} forms a straight line of slope 1. Finally, sliding starts because f_s has a maximum value. That is

$$f_s \leq (\mu_s N_R)$$

$$\underline{f}_s \perp \underline{N}_R$$

where μ_s is called coefficient of static friction. μ_s is determined by the properties of the two surfaces. If $f_{app} > \mu_s N_R$, sliding begins but frictional force is **NOT** zero. It is given by

$$f_k = \mu_k N_R$$

μ_k is called coefficient of kinetic friction.

Note: $\vec{f} \perp \vec{N}_R$, \vec{f} always opposes $\vec{F}_{applied}$

Dependence on N_R is eminently reasonable because the larger the N_R the more tightly the two surfaces are “meshed” together.

SIMPLY CLEVER

ŠKODA



We will turn your CV into
an opportunity of a lifetime



Do you like cars? Would you like to be a part of a successful brand?
We will appreciate and reward both your enthusiasm and talent.
Send us your CV. You will be surprised where it can take you.

Send us your CV on
www.employerforlife.com



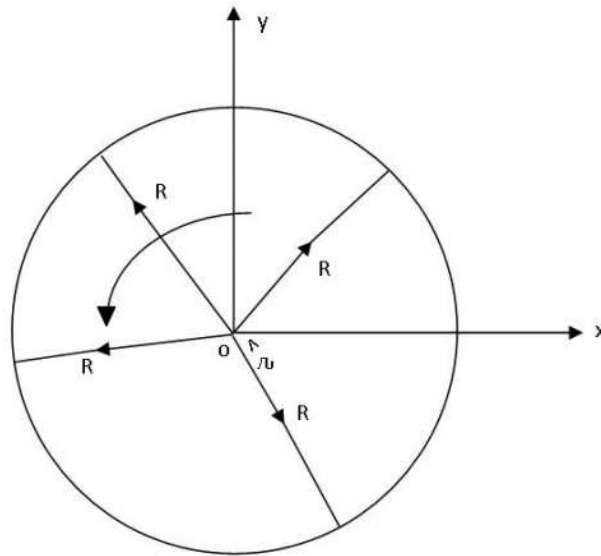
Download free eBooks at bookboon.com



Click on the ad to read more

10 Uniform Circular Motion – Kinematics and Dynamics

A particle is moving on a circle of radius R at a constant speed S . First, we begin by describing the motion precisely- kinematics. Let us put the circular orbit in the xy -plane with the center of the circle at $x = 0$, $y = 0$. The very first quantity we define is the Period: Time taken to go around once, T .



The speed can then be immediately written as:

$$S = \frac{2\pi R}{T}$$

As you can see when the particle moves around the circle, the radius rotates as a function of time. That is why it is customary to describe the motion in terms of

revolutions per sec (n_s) so $T = \frac{1}{n_s}$ sec

(*rps*)

or revolutions per minute (n_m),

$$(rpm) \quad T = \frac{60}{n_m} \text{ sec}$$

For instance, $15rpm$ means $T=4sec$.

Speed is an interesting concept but as before it is rather limiting. We need to look deeper.

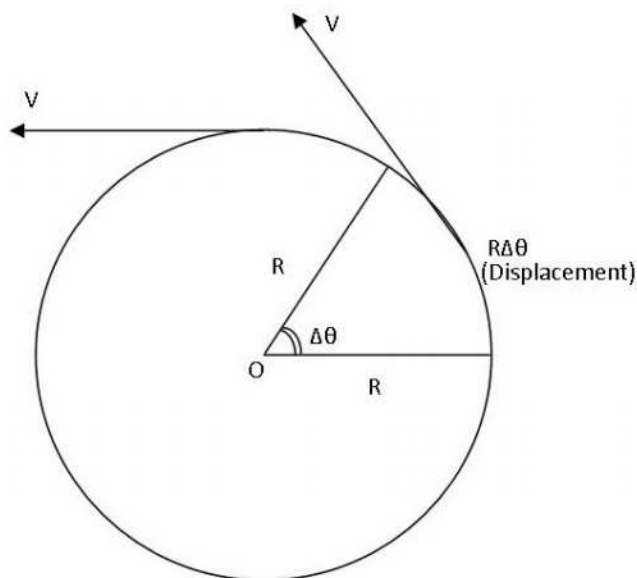
Position Vector: We notice that the particle moves at fixed distance away from the center but the radius rotates. Hence, its position vector will be written as:

$$\underline{r} = R\hat{r} \quad \rightarrow (1)$$

where \hat{r} is a unit vector along the radius which rotates so as to go around once in time T .

Velocity Vector: Velocity is defined as rate of change of position vector so we need to find the displacement vector.

Consider a time interval Δt during which \hat{r} rotates by angle $\Delta\theta$.



displacement during Δt is $R\Delta\theta$ so magnitude of instantaneous velocity is

$$V = \frac{R\Delta\theta}{\Delta t} \quad (\Delta t \rightarrow 0)$$

Notice, direction of displacement is perpendicular to \hat{r} so direction of velocity is along the tangent to the circle. We define \hat{t} unit vector along tangent and write

$$\underline{V} = \frac{R\Delta\theta}{\Delta t} \hat{t}$$

We will soon introduce a formal definition for rate of change of angle with time, for now let us introduce as new symbol (greek letter omega)

$$\omega = \frac{\Delta\theta}{\Delta t}$$

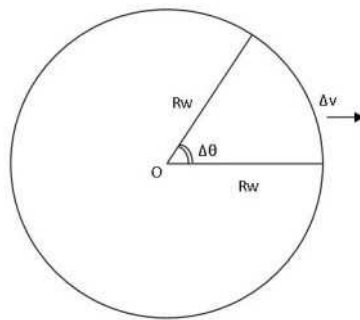
and note $\vec{v} = R\omega\hat{t}$

→ 2

and \hat{t} rotates with time

For uniform case rate of rotation is constant. So Eq(2) tells us that magnitude of V is constant.

DIRECTION CHANGES!



I joined MITAS because
I wanted **real responsibility**

The Graduate Programme
for Engineers and Geoscientists
www.discovermitas.com



Real work
International opportunities
Three work placements



Month 16
I was a construction
supervisor in
the North Sea
advising and
helping foremen
solve problems





Acceleration Vector: Since the velocity vector is rotating the object has an acceleration. Again we need to calculate change in \underline{V} and divide by Δt . Change in magnitude of V : $\Delta V = R\omega\Delta\theta$

So magnitude of acceleration is:

$$a = R\omega \frac{\Delta\theta}{\Delta t} = R\omega^2$$

and \underline{a} must be perpendicular to \hat{t} . If you look at the \underline{V} it is continuously turning TOWARD the center SO \underline{a} is along $-\hat{r}$

SO $\underline{a} = -R\omega^2\hat{r}$ & \hat{r} rotates

So \underline{a} is constant in magnitude but also rotates.

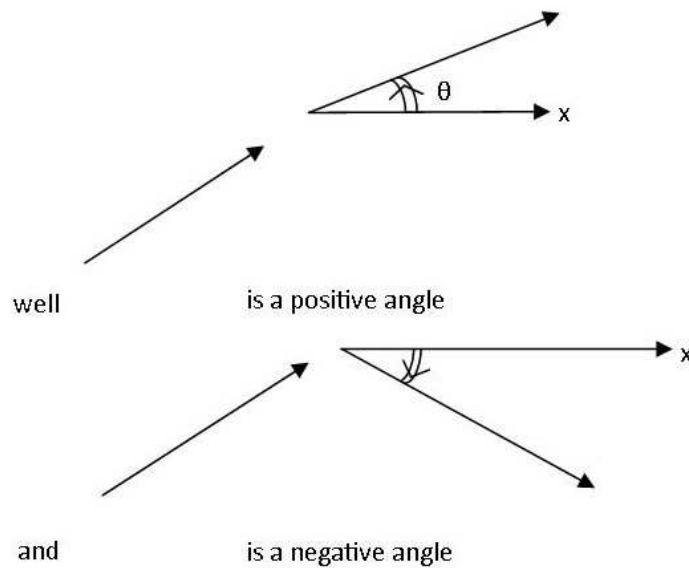
This is a special case so this acceleration has a special name: CENTRIPETAL ACCELERATION.

Finally we go back and look at

$$\omega = \frac{\Delta\theta}{\Delta t}$$

This is the rate at which the radius vector sweeps out an angle as it rotates so it is not surprising that we call it ANGULAR VELOCITY

Question? What is the direction of $\underline{\omega}$?



and rotation is about an axis perpendicular to 0 so it makes sense to say that is perpendicular to plane of circle. In our case circle is in xy-plane so. so $\vec{\omega} \parallel \pm \hat{z}$. $+\hat{z}$ for counter-clockwise (positive $\mathcal{G}'s$) $-\hat{z}$ for clockwise (negative $\mathcal{G}'s$). This is summarized by right-Hand Rule: Curl fingers of right hand along direction of motion on the circle, extend your thumb, it points in direction of

Table \rightarrow ANGULAR VELOCITY $L^{\circ}T^{-1}$ rad/sec vector

So to summarize Kinematics:

Position: $\underline{r} = R\hat{r}$ rotates by rad/sec (1)

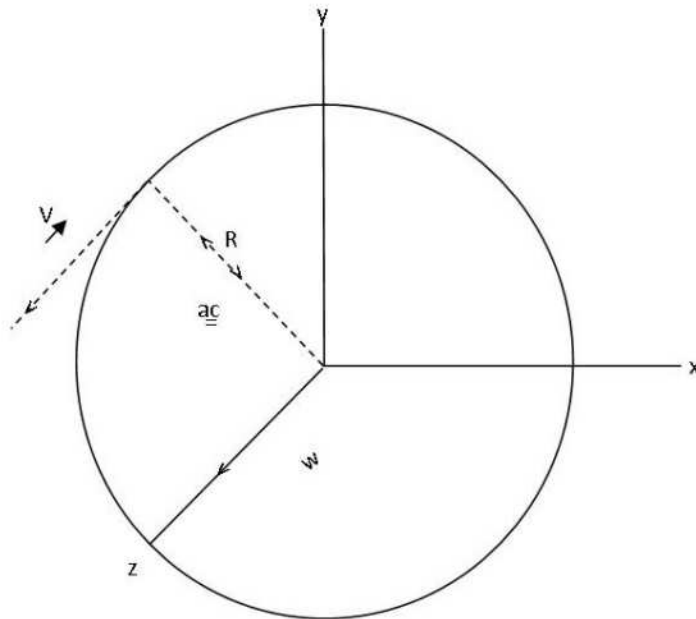
Veclocity: rotates by rad/sec (2)

Centripetal Acceleration

$$a_c = -R\omega^2\hat{r} = -\frac{v^2}{R}\hat{r} \tag{3}$$

rotates by rad/ sec

angular velocity: $\vec{\omega} = \pm \frac{\Delta\theta}{\Delta t} \hat{z}$ (4) FIXED!



Dynamics A particle moving on a circle of radius R at a constant angular velocity ω , has a centripetal acceleration

$$\vec{a}_c = -R\omega^2\hat{r} = -\frac{v^2}{R}\hat{r}$$

Newton's law $M\vec{a} = \sum \vec{F}$ requires that for this motion to occur we must provide a

CENTRIPETAL FORCE $\vec{F}_c = -MR\omega^2\hat{r} = -\frac{Mv^2}{R}\hat{r} \rightarrow (5) \rightarrow (5)$

It is to be noted that \vec{F}_c must come from one or more of the available forces: Weight, normal force, tension, spring force, friction

NOTE: \vec{F}_c CANNOT BE DRAWN ON A DIAGRAM

"I studied English for 16 years but...
...I finally learned to speak it in just six lessons"

Jane, Chinese architect

ENGLISH OUT THERE

Click to hear me talking before and after my unique course download

Download free eBooks at bookboon.com

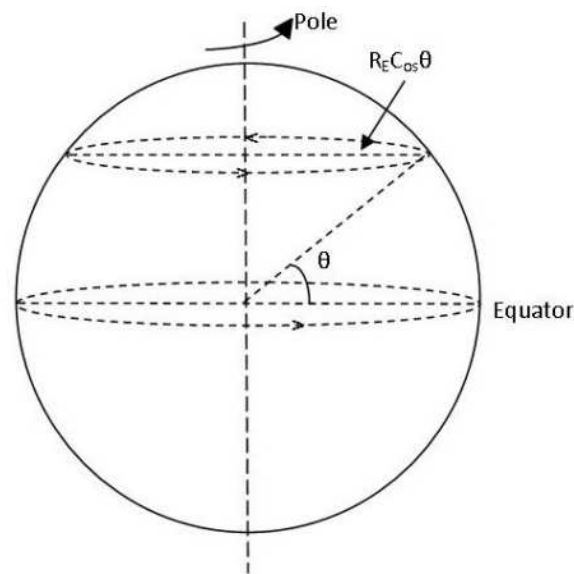


11 Some Consequences of Earth's Rotation

The Earth is essentially a sphere of radius about 6400km which rotates about its axis once every 24 hours. So angular Velocity is:

$$\omega_E = \frac{2\pi}{24 \times 3600} \cong 7.3 \times 10^{-5} \text{ rad/s}$$

Choose CCW $\vec{\omega}_E = +7.3 \times 10^{-5} \text{ rad/s} \hat{z}$



So every point on Earth is in uniform circular motion. At latitude Θ the radius of the circle is $R_E \cos \Theta$ so centripetal acceleration is

$$\vec{a}_c = -R_E \cos \Theta \omega_E^2 \hat{r}_\Theta$$

At the pole $\Theta = \pi/2$, $\vec{a}_c = 0$

At the equator $\Theta = 0$, $\vec{a}_c = -R_E \omega_E^2 \hat{r} \cong -0.03 \text{ m/s}^2 \hat{r}$

So CONSEQUENCE I:

Our assumption that systems fixed with respect to Earth's surface are Inertial is **not** precisely correct; except at the Poles. The error is small because $g = 9.8 \text{ m/s}^2$ but it is important.

CONSEQUENCE II:

The apparent weight is not the same at all Θ . At the pole and at the equator the answer is simple because $\underline{a}_c \parallel \underline{g}$ (both along radius of the Earth)

At the pole $\underline{a}_c = 0 \quad N_R - Mg = 0 \quad N_R = Mg$

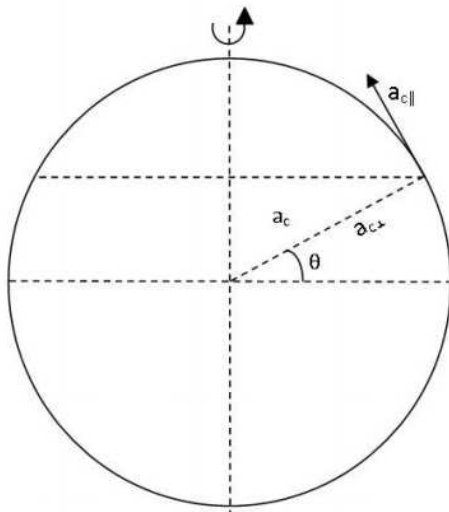
At the Equator $(N_R - Mg)\hat{r} = -R_E\omega_E^2\hat{r}$

$$\begin{aligned} \text{So } N_R &= M(g - R_E\omega_E^2)\hat{r} \\ &= M(9.8 - 0.03)m/s^2\hat{r} \end{aligned}$$

weight is reduced by about 0.3%

CONSEQUENCE III:

This is the most subtle and happens for any Θ other than 0 and $\frac{\pi}{2}$ because \underline{a}_c is NOT parallel to \underline{g} .



$$\vec{a}_c = -R_E\omega_E^2\cos\theta\hat{r}_\theta$$

Indeed now \underline{a}_c has a component parallel to surface of Earth

$$a_{c\parallel} = R_E\omega_E^2\sin\theta\cos\theta$$

and a component along radius of Earth

$$a_{c\perp} = -R_E\omega_E^2\cos^2\theta\hat{r}$$

which is along r so it modifies “g” slightly.

Since we have an $a_{c\parallel}$, if you try to hang a pendulum, it cannot be vertical (parallel to \hat{r}). It must tilt to yield a force to produce $a_{c\parallel}$

$$\begin{aligned}\tan \delta &= \frac{a_{c\parallel}}{g} \\ &= \frac{\sin \Theta \cos \Theta R_E \omega_E^2}{g}\end{aligned}$$

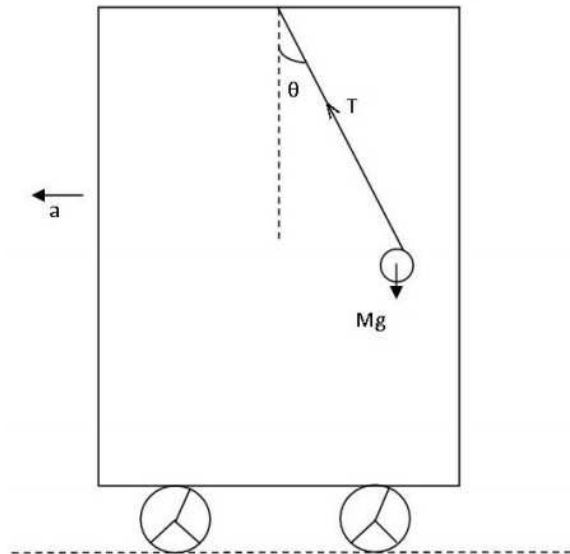
$$\delta \rightarrow 0 \quad \Theta = 0 \quad \text{and} \quad \Theta = \pi/2$$

The situation is exactly like the case of a pendulum hanging in a cart which has an acceleration $\underline{a} = -a\hat{x}$.

$$-T \sin \Theta = -Ma$$

$$T \cos \Theta - Mg = 0$$

$$\tan \Theta = \frac{a}{g}$$



L,T,M

12 Universal Law of Gravitation – Force

Experimental facts which led to Newton's postulate.

1. Near Earth all unsupported objects have an acceleration

$$\underline{a} = -9.8 \frac{m}{s^2} \hat{r}$$

where \hat{r} is the unit vector along the radius of the Earth.

2. Kepler's laws of planetary motion around the Sun:

- i) Planets go around the sun in **PLANE** elliptical orbits with the sun being located at one focus of the Ellipse. Actually, in most cases the Ellipses are very close to being circles.

- ii) The period of a planet T_p is proportional to $R_p^{3/2}$ where R_p is the semi-major axis of the Ellipse. That is

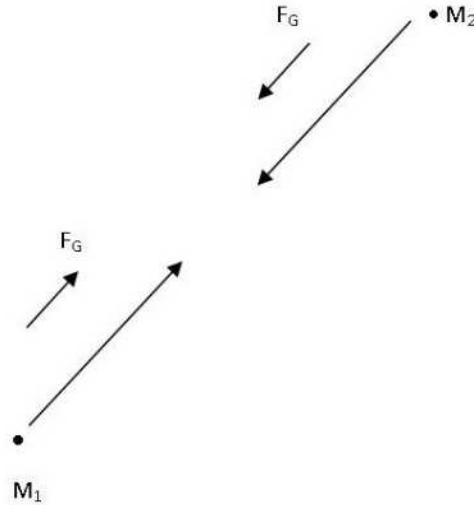
$$T_p^2 \propto R_p^3$$

- iii) The line connecting the planet's position to that of the Sun sweeps out equal areas in equal intervals of time.

Newton's solution developed in several steps.

FIRST

He postulated that if two point masses M_1 and M_2 are separated by a distance r , there exists a force between them given by the equation



$$\underline{F}_G = -\frac{GM_1M_2}{r^2} \hat{r}$$

Where G is a universal constant. Now we know that the value of G is about

$$6.7 \times 10^{-11} \frac{N \cdot m^2}{(kg)^2}$$

$[DIM : M^{-1}L^3T^{-2}]$

Two Crucial Points:

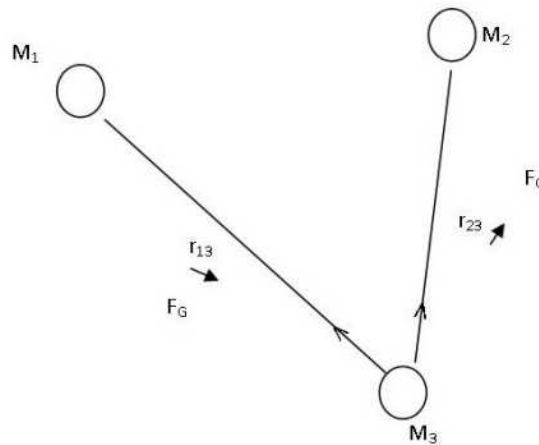
The force acts along the line joining M_1 and M_2 ; Hence \hat{r}

The force is **ATTRACTIVE**, hence the **MINUS** sign, M_1 and M_2 are being pulled **TOWARD** one another.

As you can see, the equation represents two forces.

SECOND

He demonstrated the principle of super position. That is for 3 masses M_1 , M_2 , and M_3 located as shown.



The force on M_3 is

$$\underline{F}_{G(3)} = \frac{-GM_1M_3}{r_{13}} \hat{r}_{13} - \frac{GM_2M_3}{r_{23}} \hat{r}_{23}$$

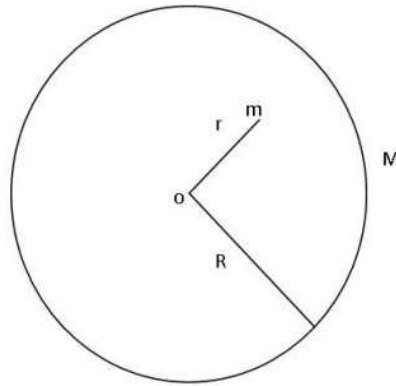
M_3 is being pulled by both M_1 and M_2 .

Download free eBooks at bookboon.com



THIRD

He realized that real objects in nature are essentially made up of continuous distributions of matter so he derived the force between a point object located at r and a sphere of radius R located with its center at $r=0$.

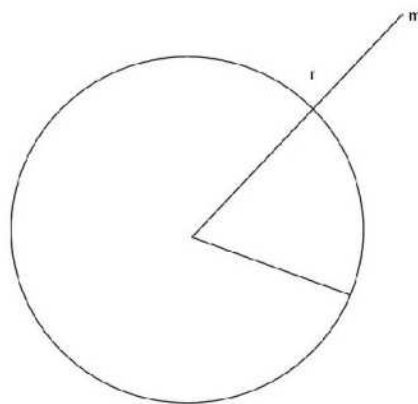


In order to do so he discovered integral calculus and again had to get the result in two steps:

Step 1

He calculated the force between a pt. mass m located at r and a spherical shell of mass M and radius R located with its center at $r=0$ [Note that for a shell all the mass M is located at the surface, the space between O and R is empty]

I: Amazingly, he found that if m is located inside the shell, that is $r < R$ as shown above, the Gravitational force ON IT IS IDENTICALLY EQUAL TO ZERO!



$$\text{If } r < R \quad \underline{F}_G \equiv 0$$

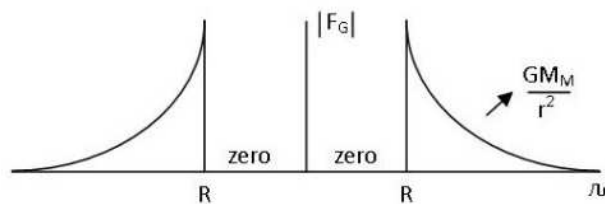
II. He found that if m is located outside the shell ($r > R$) the force on m is

$$\underline{F}_G = -\frac{GMm}{r^2} \hat{r}$$

when $r > R$

In other words, at any point outside, the force on m is as if the entire mass of the shell was located at its center ($r=0$)!

So if we plot the magnitude of F_G as a function of r we would get

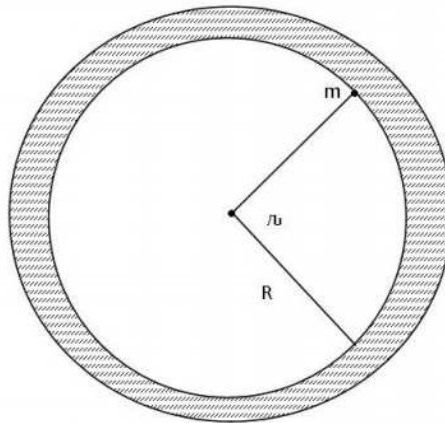


Maximum force on m is when it is just outside the shell.

Step 2:

He used the results of Step 1 to calculate the force between a point mass m located at r and a solid sphere of mass M and radius R located with its center at $r=0$. He assumed that the mass of the sphere was distributed uniformly so that he could define the density.

$$d = \frac{M}{\text{vol. of shpere}} = \frac{M}{\frac{4\pi}{3} R^3}$$



[Density ML^{-3} $\frac{kg}{m^3}$ scalar]

First, put m inside the sphere $r < R$. One can think of the solid sphere as if it consisted of a large number of concentric shells (an onion comes to mind) and realize that from the point of view of m , it lies inside all the shells in the shaded area and hence they contribute ZERO to the force on m .

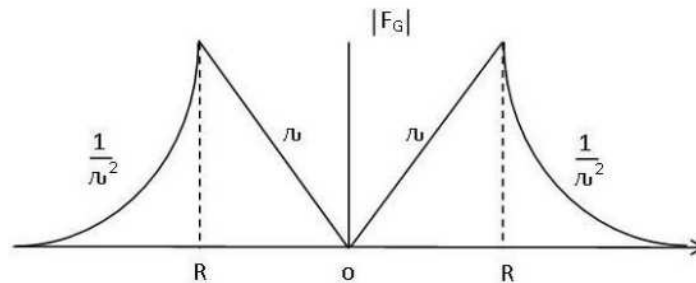
The force on m is due to all the shells which are located between $r=0$ and $r=r$. Namely, for $r < R$

$$\underline{F}_G = \frac{-Gm \times (\text{mass inside } r)}{r^2} \hat{r}$$

$$= \frac{-Gm \times \left(\frac{4\pi}{3} r^3 \rho\right)}{r^2} \hat{r}$$

$$\underline{F}_G = \frac{-4\pi}{3} GMr \rho \hat{r}$$

$r < R$



Excellent Economics and Business programmes at:



university of
 groningen



**“The perfect start
of a successful,
international career.”**

CLICK HERE
to discover why both socially
and academically the University
of Groningen is one of the best
places for a student to be

www.rug.nl/feb/education

Download free eBooks at bookboon.com



Click on the ad to read more

If m is located outside ($r > R$) the entire mass M contributes so that

$$\underline{F}_G = -\frac{GmM}{r^2}\hat{r} \quad r > R$$

Now, the plot of magnitude of F_G as a function of r looks like

NOTICE: FORCE IS MAXIMUM when m is at the surface.

Also if you think of the Earth as a solid sphere your weight reduces as you go in, being zero when you reach the center.

FINAL STEP

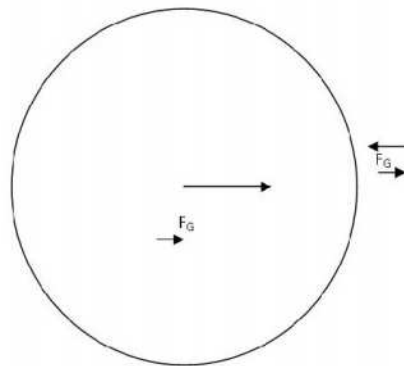
Follows from above discussion. Force between two uniform spheres of masses M_1 and M_2 is given by

$$\underline{F}_G = -\frac{GM_1M_2}{r^2}\hat{r}$$

where r is measured from center to center.

APPLICATIONS

I Force on m near Earth's surface



$$R_E \cong 6.4 \times 10^6 \text{ km}$$

$$M_E \cong 6 \times 10^{24} \text{ kg}$$

$$\underline{F}_G = \frac{-Gm \cdot M_E}{R_E^2}\hat{r}$$

$$-9.8mN\hat{r}$$

Similarly, force on Earth due to m is by Newton's 3rd law $+9.8mN\hat{r}$ acting at Ctr. Of Earth.

II. KEPLER'S LAW $T_p^2 \propto R_p^3$

Since the planetary orbits are nearly circular, we assume uniform circular motion of a planet of mass M_p on a circle of radius R_p . If the angular velocity is w_p the planet requires a centripetal force

$$\underline{F_C} = -M_p R_p w_p^2 \hat{r}$$

and for the orbit to be stable the sun must provide $\underline{F_G} = \underline{F_C}$. That is

$$\begin{aligned} \underline{F_G} &= \frac{-GM_p M_s}{R_p^2} \hat{r} \\ &= \underline{F_C} \end{aligned}$$

where M_s is the mass of the sun.

$$\frac{-GM_s}{R_p^2} = R_p w_p^2$$

But the period $T_p = \frac{2\pi}{w_p}$

$$\text{So } \frac{-GM_s}{R_p^2} = R_p \frac{4\pi^2}{T_p^2}$$

$$\text{So } T_p^2 = \frac{4\pi^2}{GM_s} R_p^3$$

We will prove the next Kepler Law after we have discussed Angular Momentum.

III. NOTE THAT FOR SATELLITES* IN CIRCULAR ORBITS AROUND THE EARTH THE KEPLERIAN LAW BECOMES

$$T_s^2 = \frac{4\pi^2}{GM_E} R_s^3$$

Where T_s = Period of Satellite

R_s = Radius of Orbit

*INCLUDE THE MOON

To prove this we note that a satellite of mass m_s going around the Earth on a circular orbit of radius R_s , measured from the center of the Earth, requires a centripetal force

$$\underline{F_C} = -m_s R_s w_s^2 \hat{r} \text{ and the Earth provides } \underline{F_G}$$

Equating the two and setting $T_S = \frac{2\pi}{\omega_S}$

Gives

$$T_S^2 = \frac{4\pi^2}{GM_E} R_S^3$$

Thus, once you pick the period of a Satellite the radius of its orbit is fixed.

Facts

- Moon, being a Satellite of Earth continuously falling toward the Earth at all times!
- Astronauts in stable orbit become “weightless” ($N_r \rightarrow 0$)!

.....Alcatel-Lucent 

www.alcatel-lucent.com/careers

What if you could build your future and create the future?

One generation's transformation is the next's status quo. In the near future, people may soon think it's strange that devices ever had to be "plugged in." To obtain that status, there needs to be "The Shift".

Download free eBooks at bookboon.com



Click on the ad to read more

13 Conservation Principles

CPM: CONSERVATION OF MASS

IN A CLOSED (NO EXCHANGE OF MATTER WITH SURROUNDINGS) SYSTEM THE TOTAL MASS IS CONSTANT.

CPE: CONSERVATION OF ENERGY

IN AN ISOLATED SYSTEM TOTALLY ENERGY IS CONSTANT. IN OUR PRESENT DISCUSSION WE TALK OF MECHANICAL ENERGY.

CPP: CONSERVATION OF LINEAR MOMENTUM

IF THERE IS NO EXTERNAL FORCE PRESENT, THE TOTAL (VECTOR) LINEAR MOMENTUM OF A SYSTEM IS CONSTANT.

CPL: CONSERVATION OF ANGULAR MOMENTUM

IF THERE IS NO EXTERNAL TORQUE THE TOTAL (VECTOR) ANGULAR MOMENTUM IS CONSTANT.

CPE

The ingredients required to state the conservation principle for mechanical energy are:

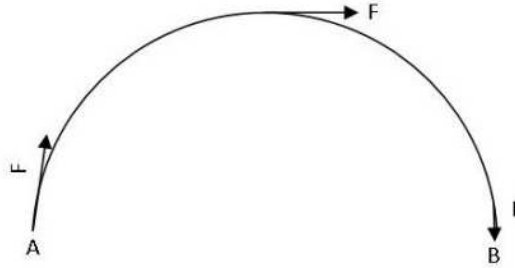
Mechanical work

If the point of application of a constant force \underline{F} is displaced through an amount $\underline{\Delta S}$ the amount of work done is

$$\begin{aligned}\Delta W &= \underline{F} \bullet \underline{\Delta S} \\ &= F \Delta S \cos(\underline{F}, \underline{\Delta S}) \\ &= F_x \Delta_x + F_y \Delta_y + F_z \Delta_z \\ &[\text{ML}^2 \text{T}^{-2} \text{ JOULE SCALAR}]\end{aligned}$$

so ΔW is the “DOT” product of the force vector and the displacement vector. Notice, that we are multiplying the component of \underline{F} along $\underline{\Delta S}$ by ΔS to get the work done. No work is DONE if $\underline{F} \perp \underline{\Delta S}$. Also, note that $\underline{\Delta S}$ measures the total displacement of \underline{F} . For example, AB is half a circle of radius R . If you apply a force \underline{F} which is tangent to circle at every point, total work done is

$$\Delta W = F\pi R$$



If F_x varies with x , work done is area under F_x vs. x curve.

Ex: Spring Force $\underline{F} = -kx\hat{x}$
Work done by spring in going from x to zero is

$$\Delta W = \frac{1}{2}kx^2$$



Maastricht University *Leading in Learning!*

**Join the best at
the Maastricht University
School of Business and
Economics!**

Top master's programmes

- 33rd place Financial Times worldwide ranking: MSc International Business
- 1st place: MSc International Business
- 1st place: MSc Financial Economics
- 2nd place: MSc Management of Learning
- 2nd place: MSc Economics
- 2nd place: MSc Econometrics and Operations Research
- 2nd place: MSc Global Supply Chain Management and Change

Sources: Keuzegids Master ranking 2013; Elsevier 'Beste Studies' ranking 2012; Financial Times Global Masters in Management ranking 2012

Maastricht University is the best specialist university in the Netherlands (Elsevier)

Visit us and find out why we are the best!
Master's Open Day: 22 February 2014

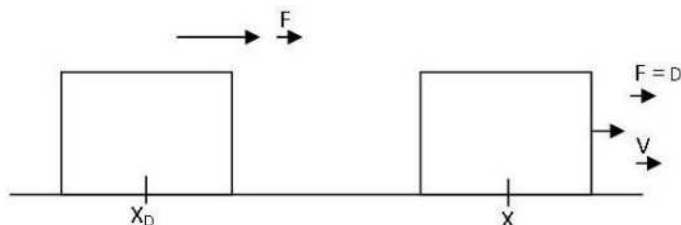
www.mastersopenday.nl



KINETIC ENERGY

MECHANICAL WORK STORED IN GIVING A FINITE SPEED TO A MASS-WORK STORED IN MOTION

Object at rest at x_0 . Apply force $\underline{F} = F\hat{x}$, keep force on until object reaches x .



$$\begin{aligned}\Delta W &= F(x - x_0) \\ &= Ma(x - x_0)\end{aligned}$$

But we know that $v^2 = v_0^2 + 2a(x - x_0)$

$$v_0 = 0, \quad v = 2a(x - x_0)$$

So $\Delta W = \frac{1}{2}Mv^2$

After \underline{F} turned off, M moved on with speed v . We have stored kinetic energy

$$K = \frac{1}{2}Mv^2$$

in its motion.

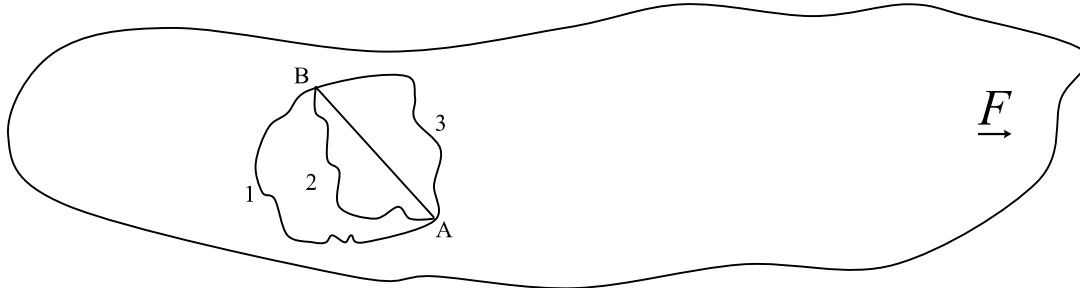
POTENTIAL ENERGY

MECHANICAL WORK STORED IN A SYSTEM WHEN IT IS ASSEMBLED IN THE PRESENCE OF A PREVAILING CONSERVATIVE FORCE \underline{F} .

Potential Energy (P) presents a greater conceptual challenge.

P is the mechanical work stored in a system when it is prepared (or put together) in the presence of a prevailing conservative force.

Suppose we have a region of space in which there is a prevailing force (weight near Earth's surface comes to mind). That is, at every point in this region an object will experience a force. Let the object be at point B [First, notice that you can't let the object go as \underline{F} will immediately cause \underline{a} and object will move].



To define P at B we have to calculate how much work was needed to put the object at B in the presence of \underline{F} . Let us pick some point A, where we can claim that P is known, and calculate the work needed to go from A to B. As soon as we try to do that we realize that the only way we can get a meaningful answer is if the work required to go from A to B is independent of the path taken. So our prevailing force has to be special. Such a force is called a CONSERVATIVE FORCE – WORK DONE DEPENDS ONLY ON END-POINTS AND NOT ON THE PATH TAKEN.

If that is true we have a unique answer

$$\Delta w_1 = \Delta w_2 = \Delta w_3 = \Delta w_{AB}$$

and we can use this fact to calculate the change in P in going from A to B

$$\Delta P_{AB} = -\underline{F} \bullet \underline{\Delta S}_{AB}$$

NOTE THE – SIGN: It comes about because as stated above we cannot let the object go. In fact, the displacement from A to B must be carried out in such a way that the object cannot change its speed (if any). That is, we need to apply a force $-\underline{F}$ to balance the ambient \underline{F} at every point. The net force will become close to zero at all points. ΔP_{AB} is work done by $-\underline{F}$.

So when \underline{F} is conservative ΔP_{AB} is unique. In the final step we can choose A such that $P_A = 0$. Then $P_B = -\underline{F} \bullet \underline{\Delta S}_{AB}$.

Change in potential energy

$$\Delta P = -\underline{F} \bullet \underline{\Delta S}$$

(NEVER FORGET THE “MINUS” SIGN! WHY?)

We have two conservative forces available

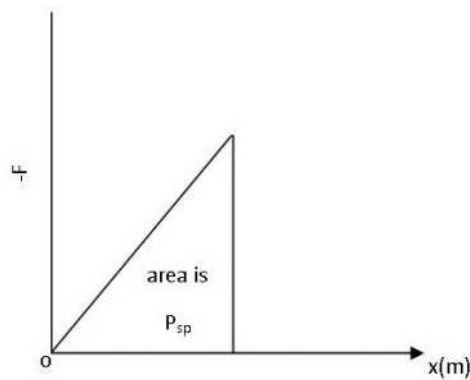
1. $\underline{W}_g = -Mg\hat{y}$, so taking $P_g = 0$ at Earth's surface we write

$$P_g(y) = Mgy$$

as the potential energy of the Mass-Earth system.

2. $\underline{F}_{sp} = -kx\hat{x}$ so

$$P_{sp}(x) = \frac{1}{2}kx^2$$



Now we have all three W , K , and P we can write **CPE**.

ISOLATED SYSTEM

$$K_f + P_f = K_i + P_i$$

i = initial state

f = final state

EXTERNAL WORK INCLUDED

$$K_f + P_f = K_i + P_i + W_{NCF}$$

NCF refers to Non-Conservative force. (friction, force applied by your hand etc.)

Note: if NCF is f_k , W_{NCF} IS MOSTLY NEGATIVE!!!

14 Potential Energy – Gravitational Force

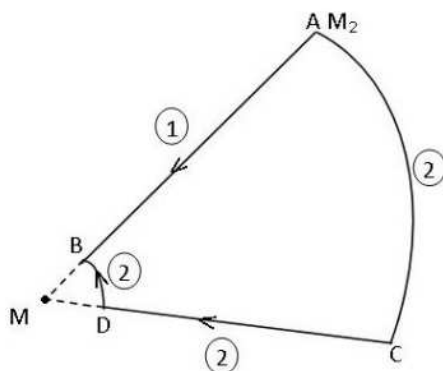
We can define a potential energy for the Gravitation force. We begin by proving that

$$\underline{F}_G = \frac{-GM_1M_2}{r^2} \hat{r}$$

is a conservative force. That is work done is independent of the path. The crucial point here is that \underline{F}_G is directed along the **line joining** M_1 and M_2 . We will use this to prove that \underline{F}_G is conservative. Let us fix M_1 at $r = 0$ and move M_2 .

Path 1

We take M_2 from A (R_A) **along** the radius to point B (R_B), \underline{F}_G is parallel to path we can calculate ΔW_{AB}



Path 2

Start at A and go along the circumference from A to C. Now $\underline{F}_G \perp$ path so no work done. Now go along Radius CD = AB. \underline{F}_G is same, displacement is same so $\Delta W_{CD} = \Delta W_{AB}$

Now go along circumference DB. Again

$$\Delta W_{DB} = 0 \text{ [} \underline{F}_G \perp \text{ Displacement]}$$

So

$$\Delta W_{AB} = \Delta W_{ABCD}$$

WORK DONE IS INDEED INDEPENDENT OF PATH!

APPLICATIONS

Case I Potential Energy of M_1, M_2 system (two point masses)

Place M_2 at $r = 0$

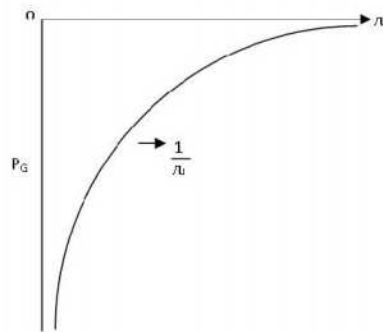
$$\text{Force on } M_2 \text{ is } \underline{F_G} = \frac{-GM_1M_2}{r^2} \hat{r}$$

Change of Potential Energy $\Delta P = -\Sigma \underline{F_G} \bullet \underline{\Delta r}$

To calculate P when M_2 is at r we must calculate work needed to put M_2 at r starting from some point where P is zero. Since $\underline{F_G} \rightarrow 0$ as $r \rightarrow \infty$ we choose P to equal zero when M_2 is very far away and calculate work done to bring M_2 to r . We will get

$$P_G(M_1, M_2) = \frac{-GM_1M_2}{r}$$

P_G is negative everywhere as shown in plot.



Case II Mass shell centered at $r = 0$, and point mass m at r .

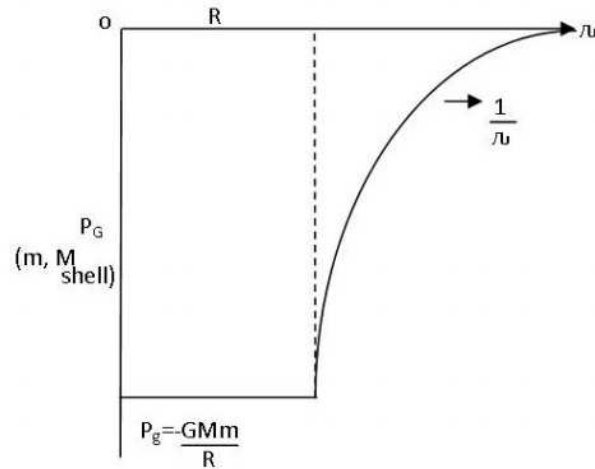
$$\text{Now } \underline{F_G} = \frac{-GMm}{r^2} \quad r > R$$

$$\underline{F_G} = 0 \quad r < R$$

We get

$$P_G = -\frac{GMm}{r} \quad r > R$$

$$P_G = -\frac{GMm}{R} \quad r < R$$



Case III Solid uniform sphere centered at $r = 0$ and m at r

$$\text{Now } \underline{F_G} = \frac{-GMm}{r^2} \quad r > R$$

$$\underline{F_G} = -\frac{4\pi}{3}Gdmr \quad r < R$$

REDEFINE
YOUR FUTURE

> **Join AXA,**
A GLOBAL LEADING
COMPANY IN INSURANCE
AND ASSET MANAGEMENT

redefining / standards AXA

agence odg - © Photonistop

Download free eBooks at bookboon.com

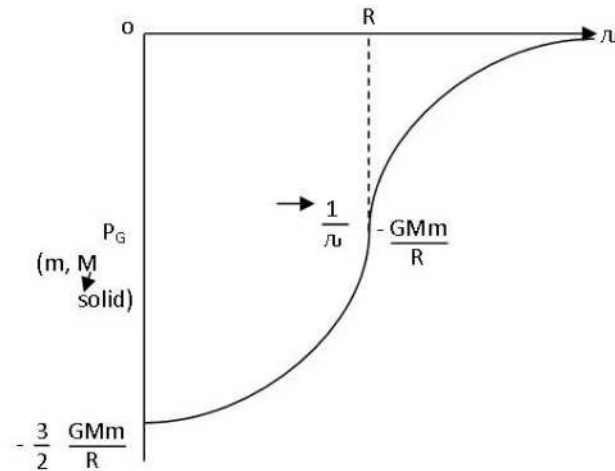


We get

$$r > R \quad P_G = -\frac{GMm}{r}$$

$$r = R \quad P_G = -\frac{GMm}{R}$$

$$r < R \quad P_G = -\frac{GMm}{R} - \frac{GMm}{2R} \left(1 - \frac{r^2}{R^2}\right)$$



Case IV Special case m just outside Earth at height h . Then $r = R_E + h$, $h < R_E$

Potential Energy of Earth – Mass System

$$P_G(h) = -\frac{GM_E m}{R_E + h} = -\frac{GM_E m}{R_E \left(1 + \frac{h}{R_E}\right)} = -\frac{GM_E m}{R_E} \left(1 + \frac{h}{R_E}\right)^{-1}$$

$$\text{Since } \frac{h}{R_E} < 1 \quad \left(1 + \frac{h}{R_E}\right)^{-1} = 1 - \frac{h}{R_E}$$

$$P_G(h) = -\frac{GM_E m}{R_E} \left(1 - \frac{h}{R_E}\right) = -\frac{GM_E m}{R_E} + \frac{GM_E m}{R_E^2} h$$

$$P_G(h) = -\frac{GM_E m}{R_E} + mgh$$

Recall that we previously wrote mgh for the Earth Mass system. Note that in fact our potential energy is very large and **NEGATIVE**. That ensures that we stay close to the Earth.

15 Conservation of Linear Momentum

An object of mass M travelling at a velocity \underline{v} is said to have a linear momentum given by the equation

$$\underline{p} = M\underline{v} \quad (1)$$

[Lin Mom^m MLT^{-1} $kg - m / sec$ VECTOR]

The immediate consequences of defining \underline{p} are that Newton's Laws should be read as:

First law: Objects do not change their linear momentum spontaneously

Second Law: If the linear momentum \underline{p} varies with time there must be a net force present at that point at the time. That is

$$\frac{\underline{p}_f - \underline{p}_i}{t_f - t_i} \approx \Sigma \underline{F}_i > \quad (\text{Average}) \quad (2)$$

$$\lim_{\Delta t \rightarrow 0} \frac{\Delta \underline{p}}{\Delta t} = \Sigma \underline{F}_i \quad (\text{Instantaneous}) \quad (3)$$

Empowering People. Improving Business.

BI Norwegian Business School is one of Europe's largest business schools welcoming more than 20,000 students. Our programmes provide a stimulating and multi-cultural learning environment with an international outlook ultimately providing students with professional skills to meet the increasing needs of businesses.

BI offers four different two-year, full-time Master of Science (MSc) programmes that are taught entirely in English and have been designed to provide professional skills to meet the increasing need of businesses. The MSc programmes provide a stimulating and multi-cultural learning environment to give you the best platform to launch into your career.

- MSc in Business
- MSc in Financial Economics
- MSc in Strategic Marketing Management
- MSc in Leadership and Organisational Psychology

www.bi.edu/master

BI NORWEGIAN BUSINESS SCHOOL



Also, the Kinetic Energy should be written

$$K = \frac{1}{2} Mv^2 = \frac{p^2}{2M} \quad (4)$$

Note: if two objects have the same momentum (magnitude) the smaller M has a larger K!

One can turn Eqn. (2) around to define a vector quantity called impulse, \underline{J} , which is the change in momentum caused by the application of a large force over a short time interval

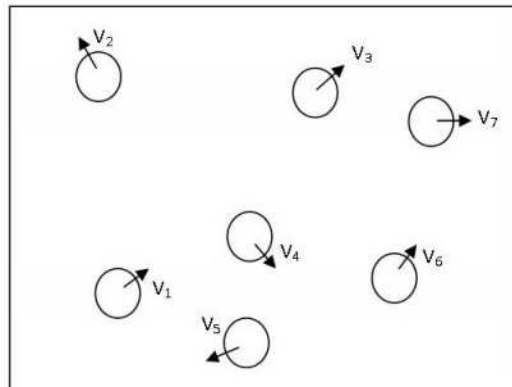
If \underline{F} is constant

$$\underline{J} = \underline{p}_f - \underline{p}_i = \underline{F}\Delta t \quad (5)$$

If \underline{F} varies with time then to calculate \underline{J} you draw F as a function of time and calculate the area under the F vs. t graph to determine \underline{J} .

So much for single particles. To formulate the principle of conservation of momentum (\underline{P}) we need to consider a system consisting of many (at the very least two) objects and they **cannot** be point particles because point particles will not “collide” and we need the objects to collide. So now our system, is a “box” containing many objects of masses M_1, M_2, \dots with velocities $\underline{v}_1, \underline{v}_2, \dots$ and we can write

$$\underline{p}_i = M_i \underline{v}_i$$



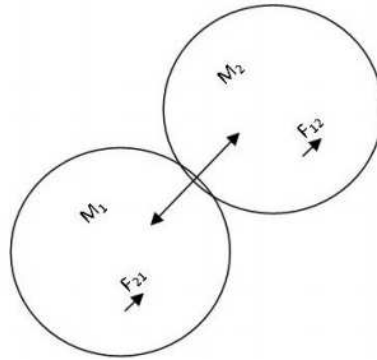
clearly, the system will have a total mass

$$M = \sum M_i$$

and a total momentum

$$P = \sum M_i \underline{v}_i$$

Now suppose two of the masses collide as shown.



At the instant of collision, Newton's 3rd Law tells us that the force \underline{F}_{21} on M_1 due to M_2 must be equal and opposite to the force \underline{F}_{12} on M_2 due to M_1 that is

$$\underline{F}_{12} + \underline{F}_{21} = 0 \longrightarrow \text{CRUCIAL POINT}$$

If the collision lasts for Δt seconds, the impulse on M_1 is

$$\underline{J}_1 = \underline{F}_2 \Delta t$$

while

$$\underline{J}_2 = \underline{F}_1 \Delta t$$

and therefore

$$\underline{J}_1 + \underline{J}_2 = 0$$

But $\underline{J}_1 =$ change in momentum of M_1

$\underline{J}_2 =$ change in momentum of M_2

So this equation tells us that whatever vector momentum M_1 gains (loses) must be lost (gained) by M_2 . So no matter how many collisions occur, if there is no external force the internal forces always come in action-reaction pairs and therefore the total vector momentum \underline{P} of the system cannot change.

PRINCIPLE OF CONSERVATION OF LINEAR MOMENTUM SAYS: If $\underline{F}_{ext} = 0$, total vector momentum of a system is constant:

$$\text{If } \underline{F}_{ext} = 0, \Sigma p_i = \text{Constant} \quad (6)$$

In considering the motion of the entire system a useful concept is that of the Center of Mass. Let our masses M_i be located at (x_i, y_i) in the xy -plane, the coordinates of the center of mass are

$$x_{CM} = \frac{\Sigma M_i x_i}{\Sigma M_i}, \quad y_{CM} = \frac{\Sigma M_i y_i}{\Sigma M_i}$$

[Near Earth $x_{CM} = x_{CG}, y_{CM} = y_{CG}$]

If the masses are moving, the displacements will be

$\underline{\Delta x}_i$ and $\underline{\Delta y}_i$

$$M \underline{\Delta x}_{CM} = \Sigma M_i \frac{\Delta x_i}{\Delta t}$$

$$M \underline{\Delta y}_{CM} = \Sigma M_i \frac{\Delta y_i}{\Delta t}$$

Indeed $M v_{CM} = \Sigma M_i v_i = \underline{p}$

Need help with your dissertation?

Get in-depth feedback & advice from experts in your topic area. Find out what you can do to improve the quality of your dissertation!

Get Help Now



Go to www.helpmyassignment.co.uk for more info





So conservation law says if $\underline{F}_{ext} = 0$, velocity of center of mass is CONSTANT.

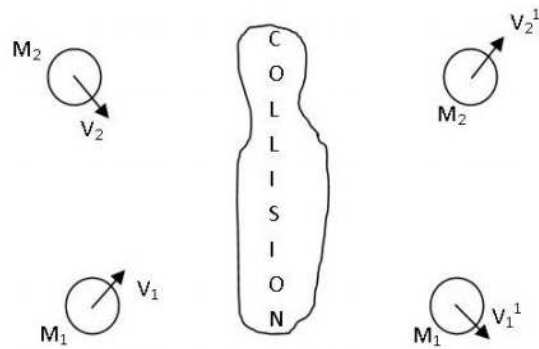
If $\underline{F}_{ext} \neq 0$

$$\left. \begin{array}{l} M a_{CM} = \Sigma F_{ext} \\ \text{Or} \\ \frac{\Delta p}{\Delta t} = \Sigma F_{ext} \end{array} \right\} \text{Newton's Law}$$

That is, one can pretend that the total mass M is located at the Center of Mass and treat it as a “translation” of the “box” as a whole.

TWO-BODY COLLISIONS

Let us take two pucks and put them on a horizontal frictionless surface thereby making $\underline{F}_{ext} = 0$ because firstly $(n - Mg) = 0$ and



also $f_k = 0$. The pucks are given velocities \underline{v}_1 and \underline{v}_2 , allowed to collide and emerge with velocities \underline{v}_1' and \underline{v}_2'

The corresponding momenta are

Before		After
$\underline{p}_1 = M_1 v_1$		$\underline{p}_1' = M_1 v_1'$
$\underline{p}_2 = M_2 v_2$		$\underline{p}_2' = M_2 v_2'$

and the conservation law requires

$$\underline{p}_1' + \underline{p}_2' = \underline{p}_1 + \underline{p}_2 \tag{7}$$

(Total Vector Momentum After) = (Total Vector Momentum Before)

The question we need to answer is: Given M_1, M_2 and $\underline{v}_1, \underline{v}_2$ do we have enough information to figure out \underline{v}_1' and \underline{v}_2' ? The answer is **No**. Why?

Let us put the objects in the xy-plane.

Eqn. (7) yields

$$M_1 v_{1x}' + M_2 v_{2x}' = M_1 v_{1x} + M_2 v_{2x} \quad (8)$$

$$M_1 v_{1y}' + M_2 v_{2y}' = M_1 v_{1y} + M_2 v_{2y} \quad (9)$$

The problem is that we have only two equations but there are 4 unknowns [$v_{1x}', v_{2x}', v_{1y}', v_{2y}'$] and therefore no unique solution is possible. We need to add further specification to the type of collision in order to get a solution.

We consider two special cases:

Type I Totally Inelastic Collision

The two objects stick together after the collision

$$\underline{v}_1' = \underline{v}_2' \quad [\text{Totally Inelastic Collision}]$$

And now we can use Eqn. (8) and Eqn. (9) to get precise answers.

Type II Totally Elastic Collision

Kinetic Energy is also conserved:

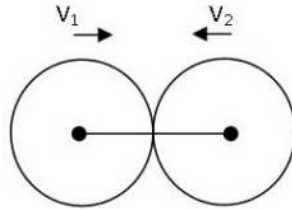
$$(\text{Total Kinetic Energy After}) = (\text{Total Kinetic Energy Before})$$

This gives us another equation

$$\frac{1}{2} M v_1'^2 + \frac{1}{2} M v_2'^2 = \frac{1}{2} M v_1^2 + \frac{1}{2} M v_2^2 \quad (10)$$

Now we have 3 equations (8), (9), (10) and we still have a problem because we have four unknowns.

We simplify further by specifying that the collision is “head-on”



Now the forces \underline{F}_{12} and \underline{F}_{21} are parallel to the relative velocity $(\underline{v}_1 - \underline{v}_2)$ so it becomes essentially a one-dimensional problem.

We can take all the vectors to be along the x-axis, $\underline{v}_1 = v_1 \hat{x}$, $\underline{v}_2 = v_2 \hat{x}$, $\underline{v}_1' = v_1' \hat{x}$, $\underline{v}_2' = v_2' \hat{x}$ and the conservation equations become

$$\text{Lin. Mom}^m \quad M_1 v_1' + M_2 v_2' = M_1 v_1 + M_2 v_2 \quad (11)$$

$$\text{Kin. En.} \quad M_1 \frac{v_1'^2}{2} + M_2 \frac{v_2'^2}{2} = M_1 \frac{v_1^2}{2} + M_2 \frac{v_2^2}{2} \quad (12)$$

Brain power

By 2020, wind could provide one-tenth of our planet's electricity needs. Already today, SKF's innovative know-how is crucial to running a large proportion of the world's wind turbines.

Up to 25 % of the generating costs relate to maintenance. These can be reduced dramatically thanks to our systems for on-line condition monitoring and automatic lubrication. We help make it more economical to create cleaner, cheaper energy out of thin air.

By sharing our experience, expertise, and creativity, industries can boost performance beyond expectations. Therefore we need the best employees who can meet this challenge!

The Power of Knowledge Engineering

Plug into The Power of Knowledge Engineering.
Visit us at www.skf.com/knowledge

SKF

Download free eBooks at bookboon.com



Now we can use algebra to solve for v_1' and v_2'

Rewrite Eqns. (11) and (12) as

$$(v_1' - v_1) = \frac{M_2}{M_1} (v_2 - v_2') \quad (11')$$

$$(v_1'^2 - v_1^2) = \frac{M_2}{M_1} (v_2^2 - v_2'^2) \quad (12')$$

Divide Eqn. (12') by Eqn. (11')

$$(v_1 + v_1') = (v_2 + v_2') \quad (13)$$

or

$$\longrightarrow (v_1' - v_2') = (v_2 - v_1) = -(v_1 - v_2) \quad (A)$$

IN TOTALLY ELASTIC HEAD ON COLLISION THE RELATIVE VELOCITY REVERSES DIRECTION AS A RESULT OF THE COLLISION.

Next take Eqn. (11) write $M_1 v_1' = M_1 v_1 + M_2 v_2 - M_2 v_2'$

Next take Eqn. (13) $= M_1 v_1 + M_2 v_2 - M_2 (v_1 + v_1' - v_2)$

Rearrange $(M_1 + M_2) v_1' = (M_1 - M_2) v_1 + 2M_2 v_2$

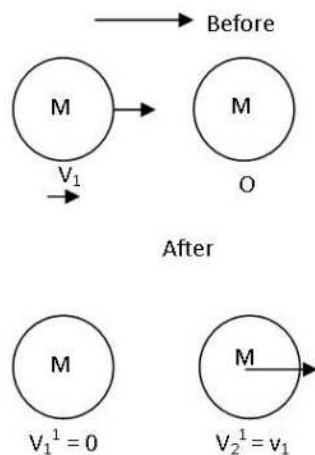
Yielding $v_1' = \frac{M_1 - M_2}{M_1 + M_2} v_1 + \frac{2M_2 v_2}{M_1 + M_2} \quad (B)$

Similarly $v_2' = \frac{M_2 - M_1}{M_1 + M_2} v_2 + \frac{2M_1 v_1}{M_1 + M_2} \quad (C)$

Or respecting the vector nature of the velocities ($\pm \hat{x}$) we write

$$\begin{aligned} \vec{v}_1' &= \frac{M_1 - M_2}{M_1 + M_2} \vec{v}_1 + \frac{2M_2}{M_1 + M_2} \vec{v}_2 \\ \vec{v}_2' &= \frac{M_2 - M_1}{M_1 + M_2} \vec{v}_2 + \frac{2M_1}{M_1 + M_2} \vec{v}_1 \end{aligned}$$

It is interesting to discuss one case because it led to the development of the concept of linear momentum.



Head on collision: $M_1 = M_2$

Before velocities are $\underline{v}_1 = v_1 \hat{x}$

$$\underline{v}_2 = 0$$

Then from Eqs. (B) and (C) we

Get $\underline{v}_1' = 0$

$$\underline{v}_2' = v_1 \hat{x}$$

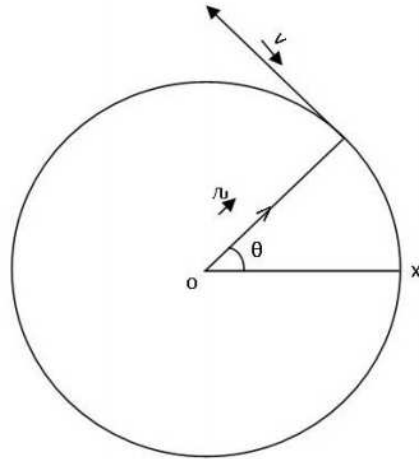
Before: M_1 is moving, M_2 at rest

After: M_1 is at rest, M_2 has the velocity

Which M_1 had before the collision

16 Circular Motion When Speed is NOT Constant

Up to now we have been considering circular motion where the speed was constant so we could define period T , and write $s = \frac{2\pi R}{T}$



"I studied English for 16 years but...
...I finally learned to speak it in just six lessons"

Jane, Chinese architect

ENGLISH OUT THERE

Click to hear me talking before and after my unique course download

The advertisement features a woman named Jane, a Chinese architect, smiling. To her right is a green speech bubble containing the text 'ENGLISH OUT THERE'. Below the speech bubble is a call to action: 'Click to hear me talking before and after my unique course download'. The background is a blurred image of a classroom or office setting.

Download free eBooks at bookboon.com



$$r = R\hat{r} \quad \text{rotating by } \omega \text{ radians per second}$$

$$v = R\omega\hat{t} \quad \text{rotating by } \omega \text{ radians per second}$$

$$\underline{a}_c = -R\omega^2\hat{r} \quad \text{rotating by } \omega \text{ radians per second}$$

$$\underline{\omega} = \pm \frac{\Delta\Theta}{\Delta t} \hat{n} \quad \longrightarrow \text{ constant}$$

If we want to think of how the angle Θ changes with time we can construct a table let $\omega = 0.1 \text{ rad/s}$ and write $\underline{\Theta} = (\Theta_i + \omega t)\hat{n}$ where Θ_i is angle at $t = 0$ exactly as we wrote $\underline{x} = (x_i + vt)\hat{x}$ sometime ago.

time (sec)	$\Delta\Theta$ (rad)
1	0
2	0.1
3	0.2
t	$0.1t$

Next, we want to consider a situation where speed is not constant. This means that the angular speed is also not constant. We will not change the direction of $\underline{\omega}$, only its magnitude and define α angular acceleration vector

$$\underline{\alpha} = \frac{\Delta\omega}{\Delta t} \quad \left[L^2 T^{-2} \text{ rad} / s^2 \text{ vector} \right]$$

and α measures the change in ω per second so now

$$\underline{\omega} = \pm(\omega_i + \alpha t)\hat{n} \quad \left[\text{Compare } \underline{v} = (v_i + \underline{a})\hat{x} \right]$$

where ω_i is angular velocity at $t = 0$. And following the same steps as before

$$\underline{\Theta} = \pm \left(\Theta_i + \omega_i t + \frac{1}{2} \alpha t^2 \right) \hat{n} \quad \left[\text{Compare } \underline{x} = \pm \left(x_i + v_i t + \frac{1}{2} \alpha t^2 \right) \hat{x} \right]$$

So kinematic equations are

Linear Motion (one dimension)	Angular Motion (rotations about \hat{n})
x	Θ
$\underline{a} = a\hat{x}$	$\underline{\alpha} = \alpha\hat{n}$
$\underline{v} = (v_i + at)\hat{x}$	$\underline{\omega} = \pm(\omega_i + \alpha t)\hat{n}$
$\underline{x} = \pm\left(x_i + v_i t + \frac{1}{2}\alpha t^2\right)\hat{x}$	$\underline{\Theta} = \pm\left(\Theta_i + \omega_i t + \frac{1}{2}\alpha t^2\right)\hat{n}$
$v^2 = v_i^2 = 2a(x - x_i)$	$\omega^2 = \omega_i^2 = 2\alpha(\Theta - \Theta_i)$

To cause an acceleration \underline{a} , Newton taught us that we must provide a force at that point at that time

$$M\underline{a} = \Sigma\underline{F}_i \quad (\text{at that point at that time})$$

What do we need to cause angular acceleration $\underline{\alpha}$? A new physical agency which we will develop next.

Before we go there let us note that we still have

$$\begin{aligned}\underline{r} &= R\hat{r} \\ \underline{v} &= R\omega\hat{t} \\ \underline{a}_c &= -R\omega^2\hat{r}\end{aligned}$$

but they no longer rotate at constant rates and the magnitudes of v and \underline{a}_c are now varying with time. Indeed now in addition to centripetal acceleration we have TANGENTIAL ACCELERATION

$$\underline{a}_t = R \frac{\Delta\omega}{\Delta t} \hat{t} = R \alpha \hat{t}$$

and in accord with Newton's Law we not only need a centripetal force

$$\underline{F}_c = -MR\omega^2\hat{r}$$

but also a tangential force

$$\underline{F}_t = +Ma_t\hat{t}$$

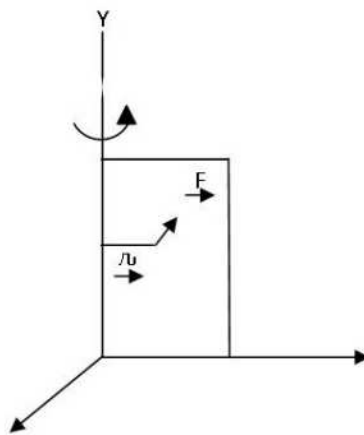
which leads to a new physical agency.

17 Torque

TORQUE: IS THE PHYSICAL AGENCY WHICH IS NECESSARY TO CAUSE ANGULAR ACCELERATION AND HENCE ROTATION ABOUT AN AXIS. WE WILL CONSIDER THE CASE OF ROTATION ABOUT A FIXED AXIS. TO HAVE A TORQUE ONE MUST **APPLY A FORCE AT SOME DISTANCE FROM THE AXIS ABOUT WHICH ROTATION IS DESIRED.**

Consider the following:

You want to open a door which is hinged along the y-axis.



You pick a point which is some distance r from the hinge. Indeed the larger the r the less push (force) you will need to cause the door to swing. Next, you need to apply a force **perpendicular** to r . If \underline{F} is parallel to r the door will never open. Notice that $r \parallel \hat{x}$, $\underline{F} \parallel -\hat{z}$ but door rotates about \hat{y} . Indeed the physical agency that causes the swing is the Torque Vector, $\underline{\tau}$ which is parallel to \hat{y} . Amazing, r is horizontal, \underline{F} is horizontal but $\underline{\tau}$ is vertical.

We need a new concept in vector algebra such that multiplying two vectors produces a third vector which is perpendicular to both of them. Such a product is called a vector product or cross product. Given two vectors \underline{A} and \underline{B} with an angle

$$\Theta = (\underline{A}, \underline{B})$$

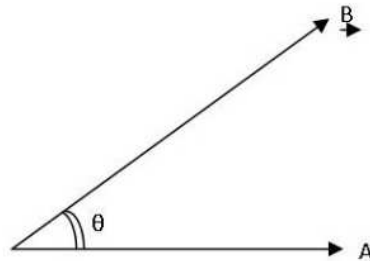
Between them, the vector product is written as

$$\underline{C} = (\underline{A} \times \underline{B})$$

The magnitude of C is

$$C = AB \sin(\underline{A}, \underline{B})$$

\underline{C} is perpendicular to the AB plane. Which perpendicular?



Right Hand Rule: Stretch right hand

First Vector	\underline{A} Thumb
Second Vector	\underline{B} Fingers
Third Vector	\underline{C} \perp Palm

What do you want to do?

No matter what you want out of your future career, an employer with a broad range of operations in a load of countries will always be the ticket. Working within the Volvo Group means more than 100,000 friends and colleagues in more than 185 countries all over the world. We offer graduates great career opportunities – check out the Career section at our web site www.volvogroup.com. We look forward to getting to know you!

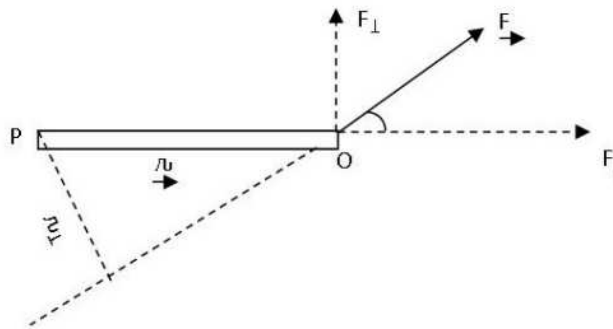
VOLVO
AB Volvo (publ)
www.volvogroup.com

VOLVO TRUCKS | RENAULT TRUCKS | MACK TRUCKS | VOLVO BUSES | VOLVO CONSTRUCTION EQUIPMENT | VOLVO PENTA | VOLVO AERO | VOLVO IT
VOLVO FINANCIAL SERVICES | VOLVO 3P | VOLVO POWERTRAIN | VOLVO PARTS | VOLVO TECHNOLOGY | VOLVO LOGISTICS | BUSINESS AREA ASIA

Download free eBooks at bookboon.com



The Torque Vector can now be defined formally. A bar of length r can pivot (rotate) about an axis perpendicular to point I. We apply force \underline{F} as shown



Torque

$$\underline{\tau} = \underline{r} \times \underline{F}$$

Direction of \underline{r} is always from pivot point P to point of application (O) of force \underline{F} .

Direction of $\underline{\tau}$ along $+\hat{z}$

Magnitude of

$$F_{\perp} = \text{Component of } \underline{F} \perp \text{ Bar}$$

$$r_{\perp} = \text{Perpendicular distance between } \underline{F} \text{ (extended) and } P \text{ [sometimes called moment arm].}$$

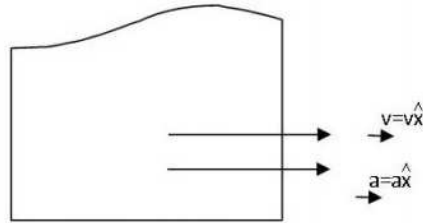
Immediately one notices

$$\underline{\tau} \text{ is zero if } \underline{F} \parallel \underline{r}$$

$$\underline{\tau} \text{ is maximum when } \underline{F} \perp \underline{r}$$

18 Types of Motion of Rigid Body

Translation: All the masses have the same linear velocity and the same linear acceleration



$$\Sigma \underline{F}_i \neq 0$$

$$\Sigma \underline{\tau}_i = 0$$

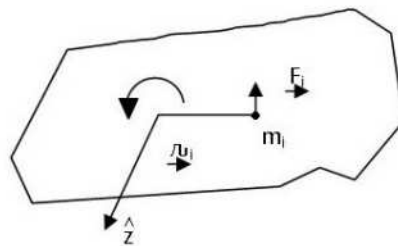
[Indeed $\omega = \underline{v}_{C \cdot G}$]

Rotation about a fixed axis: Now the angular velocity and the angular acceleration are the same for all m_i

Now $\Sigma \underline{F}_i = 0$

$$\Sigma \underline{\tau}_i \neq 0$$

Torque on m_i $\underline{\tau}_i = r_i F_i \hat{z}$



All torques $\parallel \hat{z}$. Total Torque

$$\underline{\tau} = \Sigma r_i F_i \hat{z} = \Sigma r_i m_i a_i \hat{z}$$

$$= \Sigma m_i r_i^2 \alpha \hat{z} = I \alpha$$

Defines moment of Inertia $I = \Sigma m_i r_i^2$

For equilibrium we need two conditions

$$\underline{a} = 0 \text{ and } \underline{\alpha} = 0 \text{ so } \Sigma \underline{F}_i \equiv 0$$

$$\Sigma \underline{\tau}_i \equiv 0$$

All torques taken about a single axis.

The table below summarizes the equations when $\underline{a} \neq 0$ and $\underline{\alpha} \neq 0$. (Dynamics)

Translation (one dimension, x)	Rotation (Fixed axis, Z)
\underline{x}	$\underline{\Theta}$
\underline{v}	$\underline{\omega}$
$\underline{a} = a\hat{x}$	$\underline{\alpha} = \alpha\hat{z}, \underline{a}_i = \alpha r_i \hat{t}_*$
$\underline{v} = (v_i + \underline{a}t)\hat{x}$	$\underline{\omega} = (\omega_i + \alpha t)\hat{z}, \underline{v}_i = \omega r_i \hat{t}_*$
$\underline{x} = (x_i + v_i t + \frac{1}{2} a t^2)\hat{x}$	$\underline{\Theta} = (\Theta_i + \omega_i t + \frac{1}{2} \alpha t^2)\hat{z}$
$v^2 = v_i^2 + 2a^2(x - x_i)$	$\omega^2 = \omega_i^2 + 2\alpha^2(\Theta - \Theta_i)$
	Displacement along c
	$\Delta S = r\Delta\Theta$
M (Mass)	$I = \Sigma M_i r_i^2$ (Moment of Inertia)**
$M \underline{a} = \Sigma \underline{F}_i$	$I \underline{\alpha} = \Sigma \underline{\tau}_i$
At that point	About same axis as I
At that time	

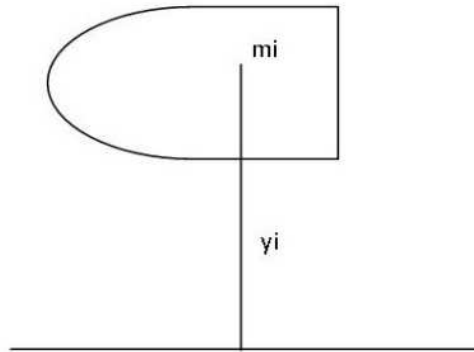
**I measures the manner in which the mass is distributed around the axis so $\Sigma \underline{\tau}_i$ must also be calculated using the same axis.

N.B. I plays same role for rotation as M plays for translation. To have $\underline{\alpha}$ you must provide torque $\underline{\tau} = I \underline{\alpha}$.
To have \underline{a} you must provide force $M \underline{a} = \underline{F}$.

For a rigid body one can define a center of gravity and show that it is the same as the center of mass.

$$\underline{r}_{cm} = \frac{\sum m_i \underline{r}_i}{\sum m_i}$$

Consider a rigid body placed some distance above the Earth.



1. Each mass m_i experiences a force

$$\underline{w}_i = -m_i g \hat{y}$$

Total force on rigid body

$$\begin{aligned} \underline{w} &= \sum \underline{w}_i = -\sum m_i g \hat{y} \\ &= -Mg \hat{y} \end{aligned}$$

as if it was a single object of mass M .

2. Each mass m_i has potential energy

$$P_g(i) = m_i g y_i$$

Total potential energy

$$P_g = \sum m_i g y_i = M g y_{cm}$$

Since $y_{cm} = \frac{\sum m_i y_i}{\sum m_i}$

As if it was a single mass M located at the center of mass of the rigid body.

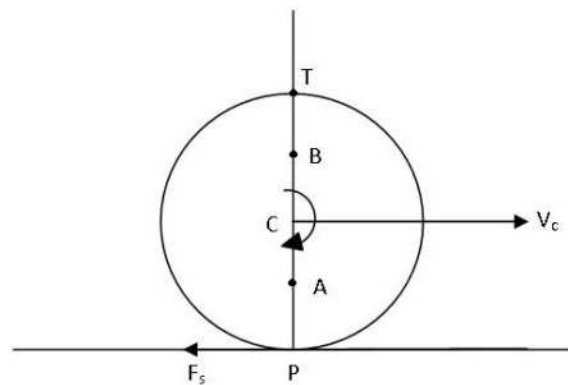
19 Rolling Without Slip; etc

A particularly interesting case of rotation arises when a ring or disk or cylinder or sphere rolls along a solid surface.

Case I: Rolling without slipping

Consider the case where surface is horizontal and the roller has a constant velocity $\underline{V}_C = V_C \hat{x}$ at its center

$$CP = R$$



\underline{V}_C is constant so acceleration $\underline{a} = 0$. No force involved. If there is no SLIP, the velocity at the point of contact P must be **ZERO** at ALL times. That is, the point on the circle which comes into contact with the surface changes with time but at the instant of contact $\underline{V}_P = 0$ always.

To achieve this, the object must have an angular velocity $\underline{\omega}$ such that the tangential velocity \underline{V}_t at P, due to the rotation, is exactly equal and opposite to \underline{V}_C .

$$\begin{aligned} \text{This will ensure that } \underline{V}_P &= \underline{V}_C + \underline{V}_t = 0 \\ \underline{V}_C \hat{x} - R\omega \hat{x} &= 0 \\ \omega &= \frac{V_C}{R} \end{aligned}$$

and for the case shown in the figure

$$\underline{\omega} = -\frac{V_C}{R} \hat{z}$$

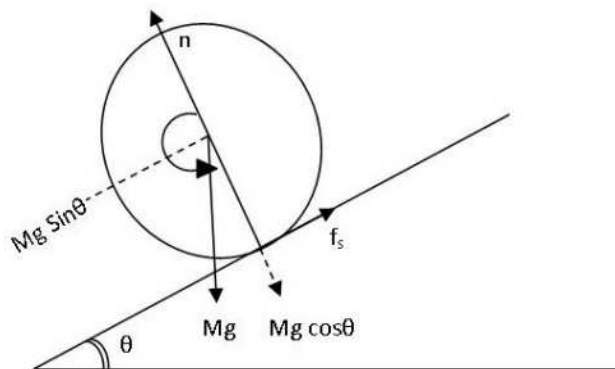
$\underline{\omega}$ is constant so $\underline{\alpha} = 0$ [NO TORQUE]

It is interesting to ask what are the velocities at the points A, C, B and T in the roller.

$$\begin{aligned} \left(AC = \frac{R}{2}\right) \quad \underline{V}_A &= \underline{V}_C - \frac{R\omega}{2} \hat{x} = \frac{V_C}{2} \hat{x} \\ \underline{V}_C &= \underline{V}_C \end{aligned}$$

$$\begin{aligned} \left(BC = \frac{R}{2}\right) \quad \underline{V}_B &= \underline{V}_C - \frac{R\omega}{2} \hat{x} = \frac{3}{2} V_C \hat{x} \\ \underline{V}_T &= \underline{V}_C + R\omega \hat{x} = 2 V_C \hat{x} \end{aligned}$$

Case II: Let us put our roller on an inclined plane and let it roll down the incline without slipping.



Now it will have both a linear acceleration and an angular acceleration. We have drawn all the effective forces acting on the roller.

For the linear acceleration

$$(M \underline{a} = \sum \underline{F}_i) \quad -Ma = -Mg \sin\theta + f_s \quad \rightarrow (1)$$

For the angular acceleration

$$(I \underline{\alpha} = \sum \underline{\tau}_i) \quad -I\alpha = -R f_s \quad \rightarrow (2)$$

Since there is no slip, velocity and acceleration at P must be ZERO at all times and this requires

$$\alpha = \frac{a}{R} \quad \rightarrow (3)$$

From (2) and (3)

$$f_s = \frac{I \alpha}{R} = \frac{I a}{R^2}$$

and substituting in (1)

$$Ma = Mg \sin\theta - \frac{I a}{R^2}$$

$$a = \frac{g \sin\theta}{1 + \frac{I}{M R^2}} \quad \rightarrow (4)$$

Moments of Inertia

Ring $I = M R^2$

Disk $I = \frac{M R^2}{2}$

Cylinder $I = \frac{M R^2}{2}$

Sphere (hollow) $I = \frac{2}{3} M R^2$

Sphere (solid) $I = \frac{2}{5} M R^2$

Hence a is independent of M and R. It only depends on how mass is distributed around the axis of rotation.

Clearly, the ring has the smallest acceleration

$$\vec{a}_{ring} = \frac{-g \sin \theta}{2} \hat{x}$$

and the solid sphere has the largest acceleration

$$\vec{a}_{s.s.} = \frac{-g \sin \theta}{1.4} \hat{x}$$

Next, it must be realized that the static friction force cannot exceed $\mu_s n$

Because $f_s \leq \mu_s n$

So $f_s \leq \mu_s Mg \cos \theta$



www.sylvania.com

We do not reinvent
the wheel we reinvent
light.

Fascinating lighting offers an infinite spectrum of possibilities: Innovative technologies and new markets provide both opportunities and challenges. An environment in which your expertise is in high demand. Enjoy the supportive working atmosphere within our global group and benefit from international career paths. Implement sustainable ideas in close cooperation with other specialists and contribute to influencing our future. Come and join us in reinventing light every day.

Light is OSRAM

OSRAM SYLVANIA

Download free eBooks at bookboon.com



Click on the ad to read more

From Eq (1) and Eq (4)

$$\begin{aligned}
 f_s &= Mg \sin\theta - Ma \\
 &= Mg \sin\theta \left[1 - \frac{1}{1 + \frac{I}{MR^2}} \right] \\
 &= Mg \sin\theta \left[\frac{\frac{I}{MR^2}}{1 + \frac{I}{MR^2}} \right]
 \end{aligned}$$

So if we start increasing θ eventually f_s becomes equal to its largest value and the roller will slip

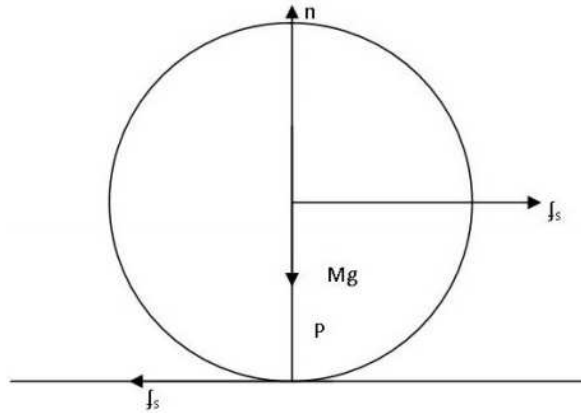
$$\begin{aligned}
 Mg \sin\theta \left[\frac{\frac{I}{MR^2}}{1 + \frac{I}{MR^2}} \right] &= \mu_s Mg \cos\theta \\
 \tan\theta &= \mu_s \left[\frac{1 + \frac{I}{MR^2}}{\frac{I}{MR^2}} \right]
 \end{aligned}$$

Ring will be the first to slip $[\tan\theta = 2\mu_s]$

Note

In the above motion, the force of gravity provided the linear acceleration and f_s provided the torque.

Case III: It is interesting to compare this with the way your automobile gets going on a horizontal surface. The tires are



fairly complex but we will treat them as rigid bodies (rings). We need static friction (as anyone who has tried to get going on an icy road knows, the tires spin in place). But now the **Torque** is provided by the **engine** (as you engage the gear) and the tire pushes back on the road with f_s and by Newton's Third Law the road pushes the car forward. Again

$$f_s \leq \mu_s n \quad (n = Mg)$$

$$f_s \leq \mu_s Mg$$

and as always $M \underline{a} = \underline{F} = \underline{f_s}$

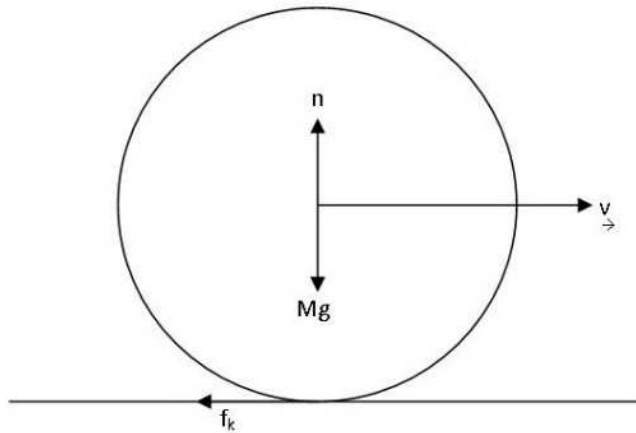
so

$$\boxed{a \leq \mu_s g}$$

Maximum acceleration is $\mu_s g$ in magnitude.

Case IV: After comparing case I and case IV you can begin to understand why while driving on a slippery road it is recommended that one maintains a constant speed ($\underline{F} = 0$) and **definitely** must avoid excessive use of acceleration/ brake ($\underline{F} \neq 0$).

Case V: When you go bowling you throw the ball so that when it arrives on the Shute surface it has a linear velocity $V_i \hat{x}$ and it slips along the surface. However, once it touches the surface kinetic friction comes into play. Let us see how this leads to rolling without slip. We will take the general case of the roller being sphere, ring, or cylinder.



CHALLENGING PERSPECTIVES



Internship opportunities

EADS unites a leading aircraft manufacturer, the world's largest helicopter supplier, a global leader in space programmes and a worldwide leader in global security solutions and systems to form Europe's largest defence and aerospace group. More than 140,000 people work at Airbus, Astrium, Cassidian and Eurocopter, in 90 locations globally, to deliver some of the industry's most exciting projects.

An **EADS internship** offers the chance to use your theoretical knowledge and apply it first-hand to real situations and assignments during your studies. Given a high level of responsibility, plenty of learning and development opportunities, and all the support you need, you will tackle interesting challenges on state-of-the-art products.

We welcome more than 5,000 interns every year across disciplines ranging from engineering, IT, procurement and finance, to strategy, customer support, marketing and sales. Positions are available in France, Germany, Spain and the UK.

To find out more and apply, visit www.jobs.eads.com. You can also find out more on our **EADS Careers Facebook page**.

EADS

Download free eBooks at bookboon.com



Click on the ad to read more

There is only one force acting on the roller

$$\begin{aligned} \underline{f}_k &= -\mu_k Mg \hat{x} & [n - Mg = 0] \\ \text{so } \underline{a} &= -\mu_k g \hat{x} \\ \text{and } \underline{v} &= (v_i - \mu_k g t) \hat{x} \end{aligned}$$

However, now there is also a torque about the axis through the center

$$\underline{\tau} = -R f_k \hat{z}$$

so there is an angular acceleration

$$[I\alpha = \tau] \quad \underline{\alpha} = \frac{-R f_k \hat{z}}{I}$$

where I is the moment of Inertia.

The angular velocity

$$\underline{w} = 0 - \frac{R f_k t \hat{z}}{I}$$

$$\underline{w} = 0 - \frac{R f_k t \hat{z}}{I}$$

and to get the condition for case I $\left[w = \frac{V}{R} \right]$, we can look for time t_1 when

$$v_i - \mu_k g t_1 = + \frac{\mu_k Mg R^2 t_1}{I}$$

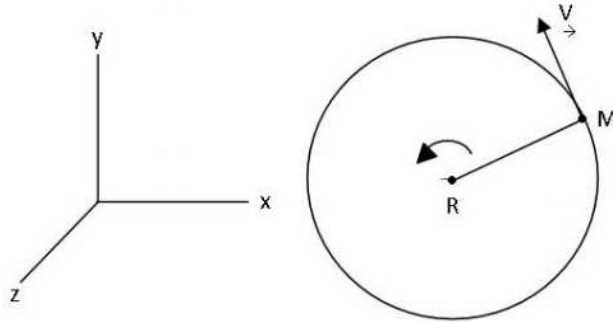
$$t_1 = \frac{v_i}{\mu_k g \left[1 + \frac{M R^2}{I} \right]}$$

Notice t_1 , is also independent of M and R since

$$I = (\text{const}) \times MR^2 \text{ for all rollers.}$$

At later times we have pure roll, $\underline{v} = \text{const.}$, $\underline{w} = \text{const.}$ and there is no force or torque on the roller (case I).

20 Conservation of Angular Momentum – Keplers Laws



A single mass m moving on a circle of radius R at a uniform velocity has a tangential velocity

$$\underline{v} = R \omega \hat{t}$$

It therefore has a linear momentum

$$\underline{p} = MR\omega \hat{t}$$

The angular momentum of this object is defined by $\underline{\ell} = \underline{r} \times \underline{p}$ where $\underline{r} = R\hat{r}$, so $\underline{\ell}$ is \perp to the plane of the circle and will be along $\pm \hat{z}$

$$\underline{\ell} = \pm MR^2 \omega \hat{z}$$

If a tangential force is applied to M

$$M \underline{a}_t = \underline{F}_t$$

and there will be a torque about z , $\underline{\tau} = \underline{r} \times \underline{F}_t$, and it will have an angular acceleration $\underline{\alpha}$

$$\underline{a}_t = R \alpha \hat{t}$$

Now $\underline{\tau} = \pm R M a \hat{z} = \pm MR^2 \alpha \hat{z}$

$$= \pm MR^2 \frac{\Delta \omega}{\Delta t} \hat{z} = \frac{\Delta \underline{\ell}}{\Delta t}$$

That is, if you want angular momentum to change with time you must apply a torque Newton's Law for rotation in terms of angular momentum.

Next, apply it to a rigid body rotation $\underline{\omega}$ and $\underline{\alpha}$ are common but i th mass has

$$\underline{v}_i = r_i \omega \hat{t}$$

i th mass has angular momentum

$$\underline{\ell}_i = m_i r_i^2 \omega \hat{z} \quad \text{for C.C.W. rotation}$$

right hand rule $\left\{ \begin{array}{l} \underline{r}_i \text{ along thumb} \\ \underline{p}_i \text{ '' fingers} \\ \underline{\ell}_i \perp \text{ palm} \end{array} \right.$



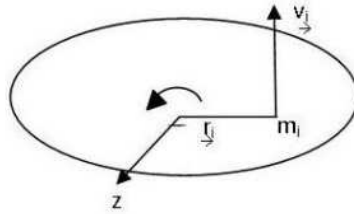
360°
thinking.

Deloitte.
© Deloitte & Touche LLP and affiliated entities.

Discover the truth at www.deloitte.ca/careers



Total angular momentum of Rigid Body



$$\underline{L} = \sum m_i r_i^2 \underline{\omega}$$

$$= I \underline{\omega}$$

compare this to the total linear momentum

$$\underline{p} = M \underline{v}$$

So again I replaces M and ω replaces v.

Conservation Laws

Linear Mom^m

$$\underline{F}_{ext} = 0$$

$$\underline{p} = const.$$

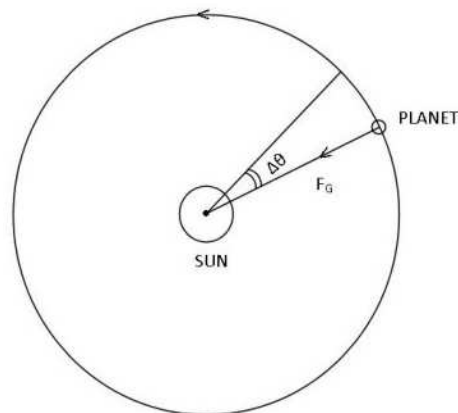
Angular Mom^m

$$\underline{\tau}_{ext} = 0$$

$$\underline{L} = const.$$

Let us apply this to motion of planets around sun in circular orbits kepler's law: (i) PLANETS MOVE IN PLANAR ORBITS. (ii) As planet goes around the sun, the radius sweeps out equal areas in equal intervals of time.

radius
vector
 $\underline{r} = r_p$



The only force acting on the planet is the Gravitational force due to the sun

$$\underline{F}_G = -\frac{GM_s M_p}{r_p^2} \hat{r}$$

If we take the torque about an axis through the sun

$$\underline{\tau}_p = \underline{r} \times \underline{F}_G = 0 \quad \text{because } [\hat{r} \times \hat{r}] = 0$$

Hence angular momentum of planet around this axis must be constant

$$\underline{L}_p = M_p r_p^2 \omega_p \hat{z}$$

Since \underline{L}_p cannot change direction, orbit must lie in xy-plane.

[It is also a plane because \underline{F}_G is only along \hat{r}]. Next, consider that the radius rotates through angle $\Delta\theta$ in time Δt .

Area swept out by \underline{r} becomes

$$\Delta A = \frac{1}{2} r_p^2 \Delta\theta$$

and area swept per second

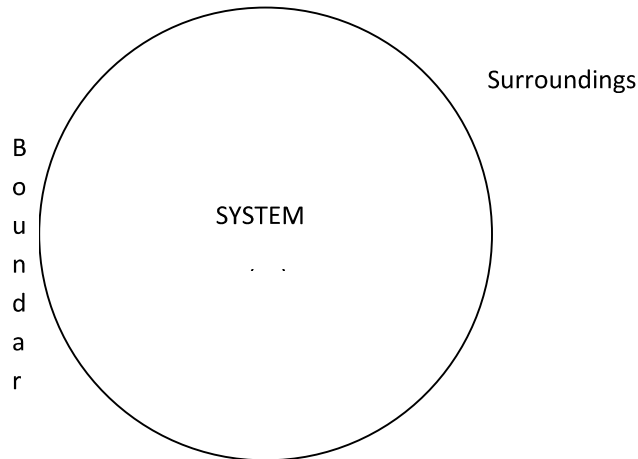
$$\begin{aligned} \frac{\Delta A}{\Delta t} &= \frac{1}{2} r_p^2 \frac{\Delta\theta}{\Delta t} \\ &= \frac{1}{2} r_p^2 \omega = \frac{1}{2} \frac{L_p}{M_p} \\ &= \text{const.} \end{aligned}$$

Because magnitude of L_p is constant.

21 Thermodynamics – Dynamics + One Thermal Parameter

THERMODYNAMIC SYSTEM

Consists of some amount of solid, liquid, gas separated from the surroundings by a “Boundary” Wall.



SIMPLY CLEVER

ŠKODA



We will turn your CV into an opportunity of a lifetime



Do you like cars? Would you like to be a part of a successful brand? We will appreciate and reward both your enthusiasm and talent. Send us your CV. You will be surprised where it can take you.

Send us your CV on
www.employerforlife.com



Download free eBooks at bookboon.com

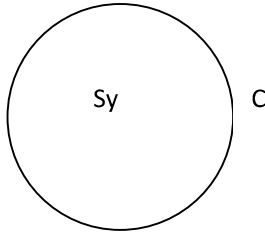


Click on the ad to read more

TWO KINDS OF BOUNDARIES ARE OF INTEREST

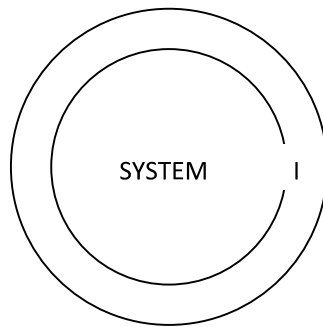
Conducting Boundary (C)

In this case the system is very sensitive to its surroundings.



Insulating Boundary (I)

The system is totally isolated from its surroundings.



PROPERTIES OF A THERMODYNAMIC SYSTEM

To start with, Sy has an extent so the very first property is the amount of space it occupies: Volume V

This, of course, includes the special cases of length ℓ and area A.

Any attempt to change V makes us immediately aware that the material inside (even a gas) exerts a force on the wall. This leads us to the definition of the second property-PRESSURE

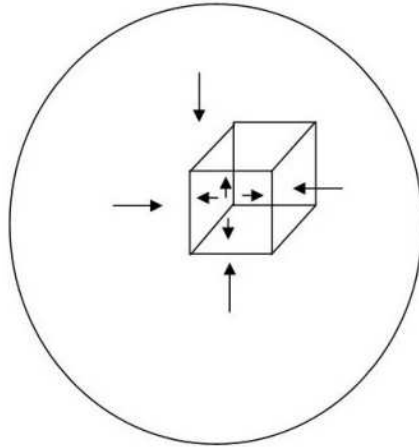
P = Force per unit area on wall

$$= \frac{F}{A}$$

[Pressure $ML^{-1}T^{-2}$ N/m^2 Scalar (for us)]

Next, if system has no external force acting on it, there must be equilibrium everywhere.

If we imagine “looking” at a small cube inside, it is realized that for $\equiv m$ to prevail the pressure must be isotropic (same in all directions) and uniform (same at all points). So for an isolated system V and P are single valued.



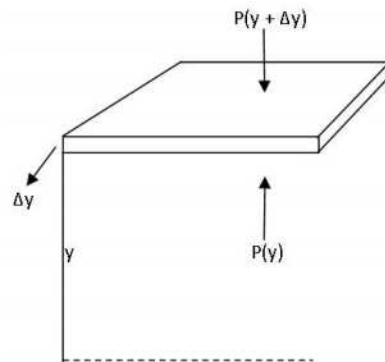
If we bring our system close to the Earth the picture changes because every mass point m inside experiences a force $-mg\hat{y}$ so if pressure were the same at all values of y (height above surface of Earth) the system would not be in $\equiv m$.

VARIATION OF PRESSURE IN A FLUID (GAS/LIQUID) NEAR EARTH

Pressure is force per unit area. If we have fluid in a container far away from Earth then in equilibrium the pressure has to be isotropic and uniform otherwise there will be unbalanced forces and the fluid particles will not be stationary. If you bring the fluid near Earth, the situation changes because the earth pulls every mass toward its center with the force

$$\underline{W}_g = -Mg\hat{y}$$

So the fluid pressure must adjust itself if a layer of fluid located between y and $(y + \Delta y)$ is to be in equilibrium.



Consider the layer of Area A

Let the pressures be

$P(y)$ at y

and

$P(y + \Delta y)$ at $(y + \Delta y)$

I joined MITAS because
I wanted **real responsibility**

The Graduate Programme
for Engineers and Geoscientists
www.discovermitas.com

Month 16
I was a construction
supervisor in
the North Sea
advising and
helping foremen
solve problems

Real work
International opportunities
Three work placements

MAERSK

Download free eBooks at bookboon.com



If density of fluid is ρ

$$\text{Mass of fluid in layer} = \rho A \Delta y.$$

There are three forces on the layer

$$\underline{F}_1 = P(y) A \hat{y}$$

$$\underline{F}_2 = -P(y + \Delta y) A \hat{y}$$

$$\underline{W}_g = -\rho A \Delta y g \hat{y}$$

$$\begin{aligned} \text{For } \equiv m \quad \underline{F}_1 + \underline{F}_2 + \underline{W}_g &= 0 \\ P(y) A - P(y + \Delta y) A - \rho A \Delta y g &= 0 \\ P(y + \Delta y) - P(y) &= -\rho g \Delta y \end{aligned} \quad (1)$$

That is, pressure must reduce as y increases so that the weight of the layer is supported. Liquids are incompressible, $\rho = \text{constant}$ hence pressure difference between top and bottom of a column of liquid of height h becomes

$$P_{\text{top}} - P_{\text{bottom}} = -\rho g h$$

or

$$P_{\text{bottom}} = P_{\text{top}} + \rho g h$$

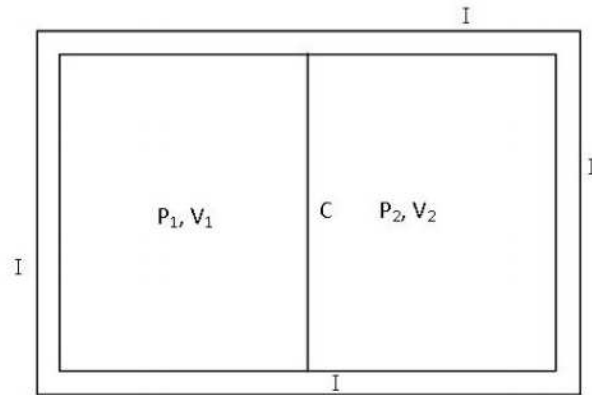
Further, because of all the air above the liquid column $P_{\text{top}} = P_{\text{air}}$ and hence

$$P_{\text{bottom}} = P_{\text{top}} + \rho g h \quad (\text{Liquid})$$

Note \rightarrow In a gas the situation is more complicated because the density is a function of pressure.

Note \rightarrow The important point about Eq (1) is that if Δy is small one can still pretend that a single value of P is adequate to describe the system.

THERMAL PARAMETER



To proceed further we need two systems with a conducting wall between them. That is, they can “talk” to one another but are isolated from all other surroundings.

Before we bring them together, let their parameters be P_1, V_1 and P_2, V_2 , respectively. Two things can happen:

1. There is no change in either system even though

$$P_1 \neq P_2$$
$$V_1 \neq V_2$$

- II. Both systems change but if we are patient, all changes stop

$$P_1, V_1 \rightarrow P_1', V_1'$$
$$P_2, V_2 \rightarrow P_2', V_2'$$

but again

$$P_2' \neq P_1'$$
$$V_2' \neq V_1'$$

CONCLUSIONS TO BE DRAWN

- a) If there is no change it is reasonable to claim that the systems are in equilibrium. This is a new kind of $\equiv m$ called:

THERMAL $\equiv m$

In case I above systems were in $\equiv m$ when we began. In case II they got to $\equiv m$ after a while.

The crucial observation is that equilibrium prevails WHEN NEITHER THE PRESSURES NOR THE VOLUMES ARE EQUAL. INDEED, THE EXPERIMENT TEACHES US THAT P and V ARE **IRRELEVANT FOR THERMAL $\equiv m$** .

- b) Even more important we are learning that there must exist another property besides P and V whose value must be the same for both the systems to ensure $\equiv m$.

THIS NEW PROPERTY IS CALLED: **TEMPERATURE**

TWO THERMODYNAMIC SYSTEMS CAN BE IN EQUILIBRIUM IF AND ONLY IF THEIR TEMPERATURES ARE EQUAL.



"I studied English for 16 years but...
...I finally learned to speak it in just six lessons"
Jane, Chinese architect

ENGLISH OUT THERE

Click to hear me talking before and after my unique course download

Download free eBooks at bookboon.com

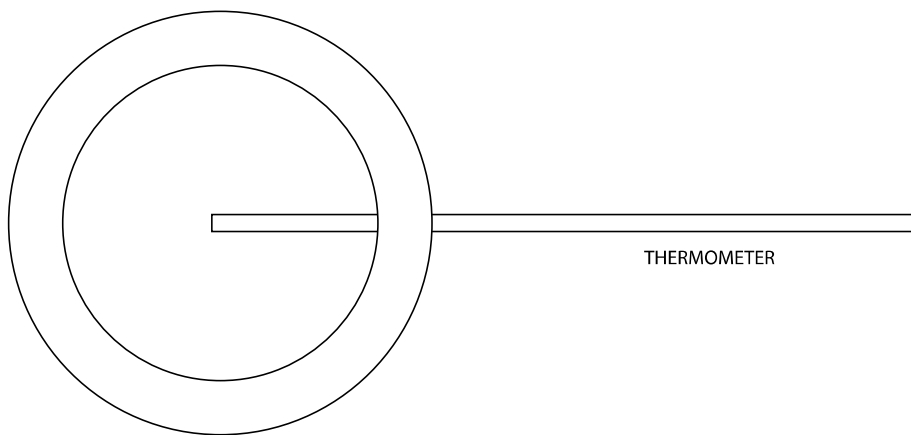


COROLLARY: A SINGLE SYSTEM CAN BE IN $\equiv m$ ONLY IF THE TEMPERATURE IS THE SAME AT ALL POINTS IN THE SYSTEM.

[TEMPERATURE IS A DIMENSION IN ITS OWN RIGHT Temp θ^1 Degree SCALAR.]

THERMOMETER – THERMOSTAT

An interesting variation of the above expt. is when you make one system very large and the other very small. When you bring them together the small system changes a lot while the large system changes very little. You have constructed a thermometer and a thermostat. The change in the small system can be used to measure the temperature of the large one.



22 Temperature (θ)

Now we have four fundamental dimensions:

Length, Time, Mass, Temperature
L T M θ

θ is a dimension you cannot derive it from L, T and M.

Temperature Scales: The units of θ were historically determined by reference to the properties of water at normal atmospheric pressure ($\sim 10^5 \text{ N/m}^2$)

<u>Celsius</u>			<u>Fahrenheit</u>	
Melting pt. of ice	0 °C	} 100	32 °F	} 180
Boling pt. of water	100 °C		212 °F	

WHILE YOU WERE SLEEPING...

DUKE
THE FUQUA
SCHOOL
OF BUSINESS

www.fuqua.duke.edu/whileyouweresleeping

Download free eBooks at bookboon.com



Hence a temperature difference of 5 °C is equal to 9 °F and therefore the readings on the two scales are related by the equation $\frac{F-32}{9} = \frac{C}{5}$

For example, the normal body temperature of 98.6 °F (only in the USA) is

$$\frac{5(98.6 - 32)}{9} = 37^\circ\text{C (in France)}$$

EFFECTS OF CHANGING θ

Solids

A solid has both shape and size so the effects of changing θ appear on length (wire), Area (plate) and volume (parallelepiped).

Length: for most solids increasing the temperature causes an increase in length

$$\ell = \ell_0 [1 + \alpha(\theta - \theta_0)]$$

Where α is called the coefficient of linear expansion [measured in $[\text{°C}]^{-1}$ or $^\circ\text{F}^{-1}$] and is typically about $10^{-5} [\text{°C}]^{-1}$.

Area: will involve changing two dimensions, say ℓ and b

$$\ell = \ell_0 [1 + \alpha(\theta - \theta_0)]$$

$$b = b_0 [1 + \alpha(\theta - \theta_0)]$$

so
$$A = \ell b = \ell_0 b_0 [1 + \alpha(\theta - \theta_0)]^2$$

$$= A_0 [1 + 2\alpha(\theta - \theta_0)]$$

since $\alpha \ll 1$.

Volume: Now 3 dimensions are involved

$$V = V_0 [1 + 3\alpha(\theta - \theta_0)]$$

$$= V_0 [1 + \beta(\theta - \theta_0)]$$

With
$$\beta = 3\alpha$$

LIQUIDS

Liquids only have size and no shape, so only volume changes occur

$$V = V_0 [1 + \beta (\theta - \theta_0)]$$

and typically β is about $10^{-4} [^{\circ}\text{C}]^{-1}$ or about 10 times the volume expansion coefficient of a solid.

It is important to note a very important and highly unusual property of water. If you cool water it will indeed contract until the temperature reaches 4 °C. ON FURTHER COOLING WATER EXPANDS by about 1 part in 10^4 when it starts becoming ice at

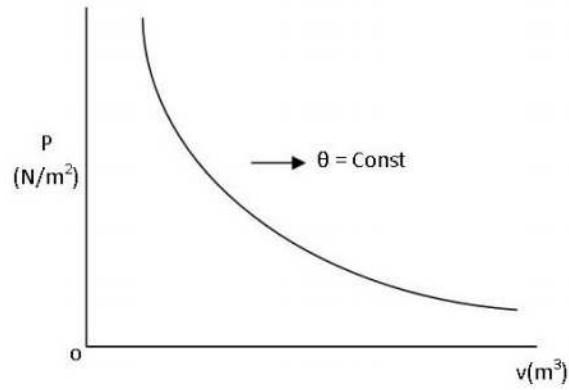
0°C. During this solidification there is a further expansion of about 10 per cent.

GASES

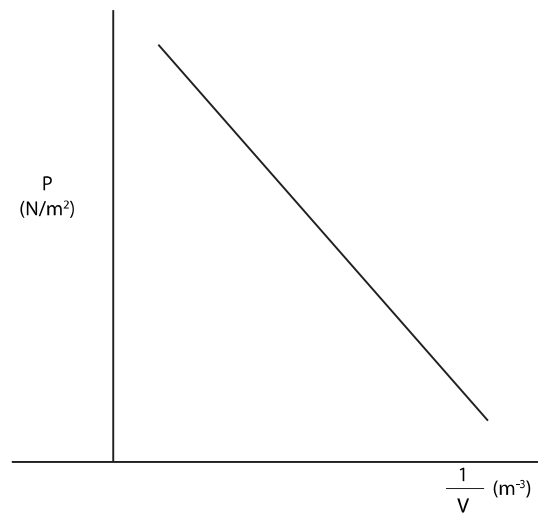
Gases have neither shape nor size and therefore have to be treated separately since Volume (V), Pressure (P), and temperature (θ) are all interrelated.

Temperature Const.

For a given amount of gas, pressure and volume are inversely related (Boyle's Law). -If you double the pressure, volume becomes one half as large and vice versa. In other words, $P V = \text{Constant}$



$$P = \frac{\text{Constant}}{V}$$



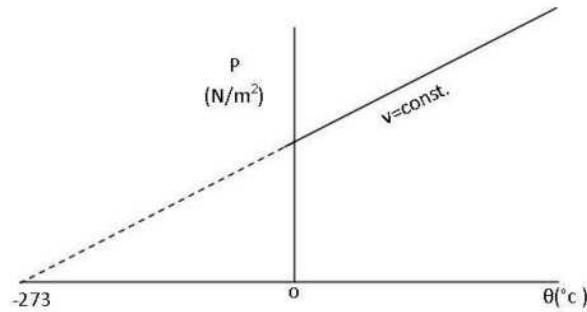
Volume (Const.)

Study P as a function of temperature.

For a low pressure gas you find

$$P = P_0 (1 + c\theta)$$

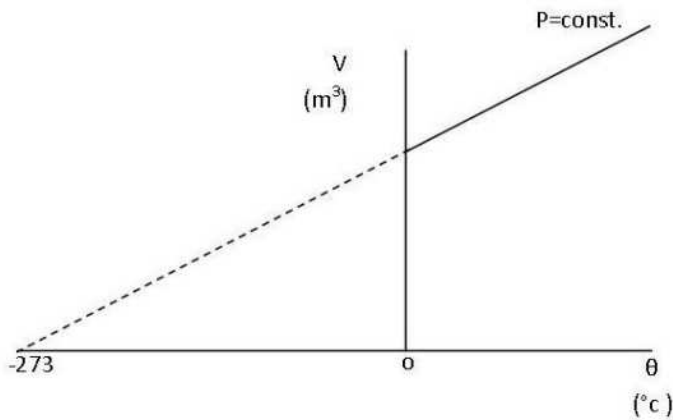
$$c = \frac{1}{273} (\text{°C})^{-1}$$



Redefine Temperature $T = (\theta + 273) \text{ °C}$

$P \propto T$ New Scale (Vol. Const)

Kelvin scale or Ideal gas scale



Pressure Constant

Now V varies as

$$V = V_0 [1 + c\theta]$$

$$c = \frac{1}{273} (\text{°C})^{-1}$$

so one can write

$$V \propto T \quad [P \text{ Constant}]$$

If we combine all three we can write

$$P V = N k_B T$$

where N = No. of gas particles in container

k_B is Boltzmann's Constant

$$1.38 \times 10^{-23} \text{ Joules/Kelvin}$$

T is in Kelvin scale $T = [273 + \theta^\circ\text{C}]$

Chemists write this equation as

$$P V = n R T$$

$$R = N_A k_B$$

$$N_A = \text{Avogadro's No.} = 6.02 \times 10^{23}$$

Number of particles in one mole.

Excellent Economics and Business programmes at:



university of
 groningen



**“The perfect start
of a successful,
international career.”**

CLICK HERE
to discover why both socially
and academically the University
of Groningen is one of the best
places for a student to be

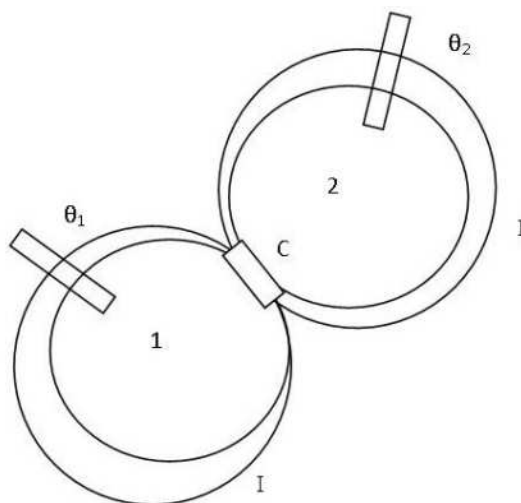
www.rug.nl/feb/education

Download free eBooks at bookboon.com



Click on the ad to read more

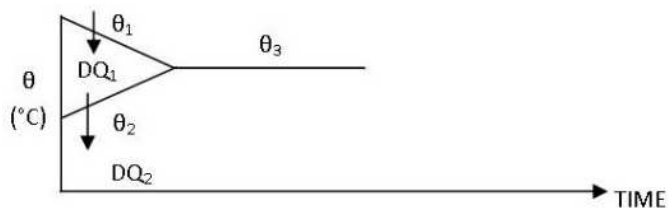
23 Heat



Now we know that in order to understand the experiment in which two Thermodynamic Systems are allowed to “talk” to one another through a conducting wall, we must use Temperature as the relevant variable. Once we do that, the two observations described earlier will be described by:

Case I: $\theta_1 = \theta_2$ [equilibrium already]

Case II: $\theta_1 \neq \theta_2$ are different but both change until they become equal and then equilibrium prevails.



In case II we will find that invariably the warmer system (high θ) cools and the colder system warms until the final temperature (θ_3) is reached.

The next questions are why do the two temperatures change and what is exchanged between the systems to cause the changes. This brings out the definition of **Heat**: If two systems at different temperatures are separated by a conducting wall, energy will “flow” from one to the other. This Exchange of energy is called **HEAT**.

Definition: HEAT IS A FORM OF ENERGY WHICH IS EXCHANGED BETWEEN SYSTEMS WHEN THEY ARE AT DIFFERENT TEMPERATURES AND NO AGENCY IS BEING USED TO PREVENT THE EXCHANGE.

[Immediate Consequence: It is meaningless to talk about the quantity of Heat within a system.]

We use DQ to indicate that we are talking about Exchange only. Later, we will learn that this exchange depends on how the process is carried out and that is why we use a capital “D”.

Of course, energy must be conserved so in the above experiment heat lost by the warmer system must be exactly equal to that gained by the cooler system. That is

$$DQ_1 + DQ_2 = 0$$

No heat is exchanged with the surroundings because the walls are insulators.

UNIT OF HEAT

We use the properties of water to define the unit of heat. In order to change the temperature of one gram of water from 14.5°C to 15.5°C , it will take 1 calorie of heat [Heat $M L^2 T^{-2}$ cal scalar].

A kilocalorie requires 1 kg of water.

Next, for any solid or liquid, it turns out that the quantity of heat-required to change the temperature depends on the mass, hence one can write

$$DQ = m C (\theta_f - \theta_i)$$

where C is the specific heat (quantity of heat required to change temperature of a kilogram of material by one degree).

Determination of C gets us into the Science of Calorimetry. A calorimeter is a device whose walls are totally insulating. Our two systems can then be a quantity m_w of water at temperature θ_w and an amount m of material whose specific heat C we want to measure. We heat it to a temperature θ_f , drop it into water, close the calorimeter and wait for equilibrium. Then

$$m C (\theta_f - \theta_i) + m_w C_w (\theta_f - \theta_w) = 0$$

and calculate C . For example, Lead has $C = 0.0305 \text{ cal/g } ^\circ\text{C}$.

However, transference of heat can have another effect. The temperature does not change but the solid turns into a liquid (or vice verse) or a liquid turns into vapor. That brings into play Latent Heat


$$D Q = m L$$

L: quantity of heat required to change the state [Sol \rightarrow Liq, Liq \rightarrow vapor] without changing the temperature.

Examples: It takes 80 calories/g to change ice into water at 0°C and nearly 540 calories to change 1g of water into 1g of steam at 100°C.

Mechanical Equivalent

When you rub your hands together, they get warmer but NO HEAT IS INVOLVED. What you have discovered is that a certain amount of mechanical (frictional) work will produce the same effects as heat. Indeed, we have learned that 4.186 Joules of mechanical work will MIMIC the effects of 1 calory of heat, BUT IT IS NOT HEAT!

.....Alcatel-Lucent 

www.alcatel-lucent.com/careers

What if you could build your future and create the future?

One generation's transformation is the next's status quo. In the near future, people may soon think it's strange that devices ever had to be "plugged in." To obtain that status, there needs to be "The Shift".

Download free eBooks at bookboon.com



Click on the ad to read more

24 Pressure of a Gas – Kinetic Energy

Question: Why does a gas exert pressure on the walls of its container?

Answer: At a finite temperature the atoms of the gas are all in random motion. Each time an atom of mass m and velocity $+u\hat{x}$ for example has an elastic collision with the wall, it delivers an impulse

$$+ 2mu\hat{x}$$

to the wall. If we calculate the number of collisions per second (n_s), $(n_s \times 2mu)$ is the change in the momentum of the wall per second, which is a

FORCE

If you divide the force by the area of the wall on which collisions occur you have

$$pressure = \frac{Force}{Area}$$

Proof: Consider a gas which has N atoms of mass m in a container of volume V .

$$\text{Number density } n = \frac{N}{V}$$

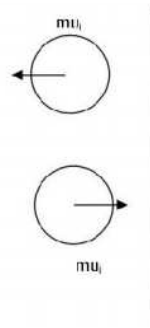
The atoms are in random motion that means they have a distribution of velocities

# per m^3	Velocity
n_1	$\underline{c_1}$
n_2	$\underline{c_2}$
.	.
.	.
.	.
.	.
n_i	$\underline{c_i}$
$\Sigma n_i = n$	

Since motion is totally random **average velocity** must be ZERO!

$$\langle \underline{c} \rangle = \frac{\sum \underline{c}_i n_i}{\sum n_i}$$

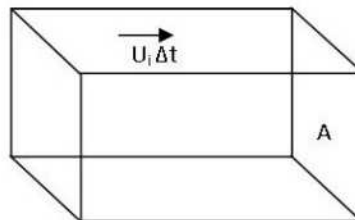
Let us consider the n_i atoms whose velocity is \underline{c}_i and focus on the x-component of their velocity u_i and have it collide with a vertical wall.



As discussed previously. Since mass of wall is enormous compared to atom, wall can pick up momentum but **NO** kinetic energy so

$$\Delta p_{wall} = +2mu_i \hat{x}$$

Construct a parallel piped area A and height $u_i \Delta t$.



It is clear that all i type particles travelling to the right (hence $\frac{n_i}{2}$ since motion is random) will hit the wall at time Δt

$$\# \text{ of collisions in time } \Delta t = \frac{n_i}{2} u_i \Delta t A$$

$$\# \text{ of collisions per sec} = \frac{n_i u_i A}{2}$$

$$\begin{aligned} \text{Mom}^m \text{ delivered to wall per sec} &= \frac{2mu_i n_i u_i A}{2} \\ &= mu_i n_i u_i A \end{aligned}$$

That is the force on the wall due to type i particles

$$F_i = mn_i u_i^2 A$$

Pressure due to them is

$$P_i = \frac{F_i}{A} = mn_i u_i^2$$

Pressure due to all n atoms

$$\begin{aligned} P &= \sum P_i = \sum mn_i u_i^2 \\ &= nm \langle u^2 \rangle \end{aligned}$$

Since average of u^2 is

$$\langle u^2 \rangle = \frac{\sum n_i u_i^2}{n}$$

Since motion is random if u, v, w are the components of velocity along x, y, z

$$\langle u^2 \rangle = \langle v^2 \rangle = \langle w^2 \rangle = \frac{\langle c^2 \rangle}{3}$$

Because $\langle u^2 \rangle + \langle v^2 \rangle + \langle w^2 \rangle = \langle c^2 \rangle$

So pressure

$$P = \frac{1}{3} mn \langle c^2 \rangle$$

Of course average kinetic energy of an atom is $K = \frac{1}{2} m \langle c^2 \rangle$

So

$$P = \frac{2}{3} \frac{K \cdot E}{vol} \quad (\text{Pressure is } \frac{2}{3} \text{ of kinetic energy per unit vol})$$

Also $PV = Nk_B T$ from expt. $n = \frac{N}{V}$

$$P = Nk_B T = \frac{1}{3} mn \langle c^2 \rangle$$

Hence $\frac{1}{2} m \langle c^2 \rangle = \frac{2}{3} k_B T$

Kinetic energy stored in random motion of the atoms

We define the root mean square speed

$$v_{rms} = \sqrt{\langle c^2 \rangle} = \sqrt{\frac{3k_B T}{m}}$$

For example: He atoms $m = 4 \times 1.6 \times 10^{-27} \text{ kg}$ so at room temperature $T = 300\text{K}$

$$v_{rms} = \sqrt{\frac{3 \times 1.38 \times 10^{-23} \times 300}{4 \times 1.6 \times 10^{-27}}} = 1.4 \times 10^3 \text{ m/s}$$

Kr atoms $v_{rms} = \frac{1.4 \times 10^3}{\sqrt{21}} \text{ m/s}$

$$m = 8.4 \times 1.6 \times 10^{-27} \text{ kg}$$

$$\approx 3 \times 10^2 \text{ m/4}$$

$$m = 8.4 \times 1.6 \times 10^{-27} \text{ kg}$$

$$\approx 3 \times 10^2 \text{ m/s}$$

He
Kr
Mixture

same
Kinetic
Energy

Maastricht University *Leading in Learning!*

Join the best at the Maastricht University School of Business and Economics!

Top master's programmes

- 33rd place Financial Times worldwide ranking: MSc International Business
- 1st place: MSc International Business
- 1st place: MSc Financial Economics
- 2nd place: MSc Management of Learning
- 2nd place: MSc Economics
- 2nd place: MSc Econometrics and Operations Research
- 2nd place: MSc Global Supply Chain Management and Change

Sources: Keuzegids Master ranking 2013; Elsevier 'Beste Studies' ranking 2012; Financial Times Global Masters in Management ranking 2012

Maastricht University is the best specialist university in the Netherlands (Elsevier)

Visit us and find out why we are the best!
Master's Open Day: 22 February 2014

www.mastersopenday.nl



25 Modes of Heat Transfer

I: Heat is the energy transfer or exchange caused by a temperature difference. Hence if there is a temperature difference there shall be a heat transfer whether the two locations of the temperature are separated by a solid, liquid, gas or vacuum.

The three modes are:

Conduction: Operates in solids and stationary liquids and gases (no stirring allowed).

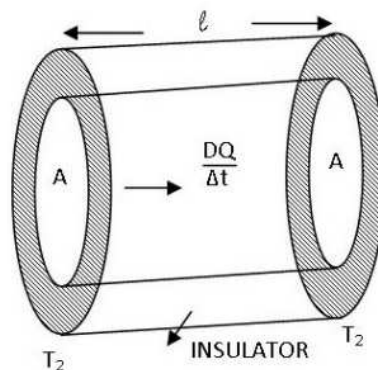
Convection: Operates in liquids and gases due to thermal stirring.

Radiation: Operates in vacuum. Indeed interposition of matter impedes radiation.

CONDUCTION

Transfer of heat occurs layer by layer. Higher temperature (higher kinetic energy) layer hands over energy to a lower temperature layer thereby causing a heat “current” to “flow” from high T to low T.

We will concentrate on the steady state situation. That is, the temperatures don't vary with time.



(Assume that there is no heat loss from the curved surfaces)

Consider a block of cross section A and length ℓ where the temperatures are T_1 (left face) and T_2 (right face).

For example:

$$T_1 = 373 \text{ K (Steam)}$$

$$T_2 = 273 \text{ K (Ice)}$$

The heat current is equal to amount of heat flow per second

$$\frac{DQ}{\Delta t}$$

We can measure $\frac{DQ}{\Delta t}$ by keeping track of the amount of ice melting per second (It costs 80cal/gm at 273K). Expts. will show that:

$$\frac{DQ}{\Delta t} \text{ is proportional to area } A$$

$$\frac{DQ}{\Delta t} \text{ is proportional to } \frac{1}{\ell} \text{ or } \left(\frac{1}{\Delta x} \right)$$

$$\frac{DQ}{\Delta t} \text{ is proportional to } (T_1 - T_2) \text{ or } \Delta T$$

and of course $\frac{DQ}{\Delta t}$ is governed by the material of the block so the steady state equation for conduction becomes

$$\frac{DQ}{\Delta t} = -k A \frac{\Delta T}{\Delta x}$$

where k = Thermal Conductivity of the material $[ML^{-1}T^{-3}\theta^{-1}]$

REDEFINE
YOUR FUTURE

> **Join AXA,**
A GLOBAL LEADING
COMPANY IN INSURANCE
AND ASSET MANAGEMENT

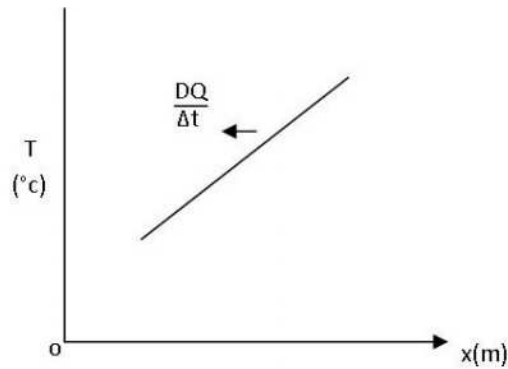
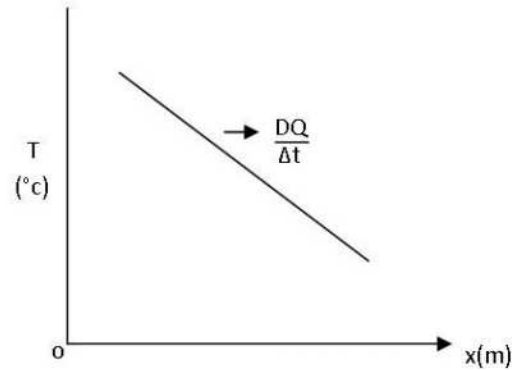
redefining / standards AXA

agence odg - © Photonistop

Download free eBooks at bookboon.com



Note the minus sign on the right of this equation. It **ensures** that heat always flows form high T to low T. Indeed,



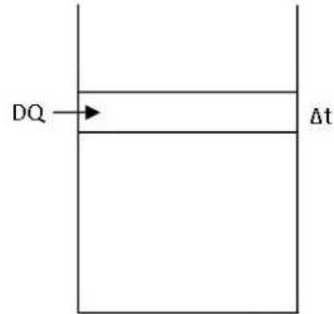
Typical k values

$$k_{cu} \approx 400 J / m / sec / ^\circ C$$

$$k_{wood} \approx 0.1 J / m / sec / ^\circ C$$

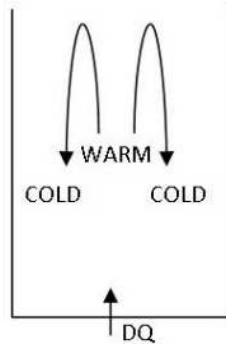
So our conducting boundary will be made of thin copper of large area while insulating boundary would need thick wood with a small area.

CONVECTION



Occurs only in liquids and gases as it involves thermal stirring. There are no equations (aren't we glad!) but we can roughly understand it as follows: let us concentrate on a layer of thickness Δy . It is in equilibrium because the sum of the forces is equal to zero giving $\Delta P = -\rho g \Delta y$.

Supposing we add some heat DQ to it. The fluid expands and ρ drops, the equilibrium is disturbed, upward force becomes larger and the fluid starts moving up. This will cause the colder fluid on the top to start moving down thereby setting up thermal stirring some thing like

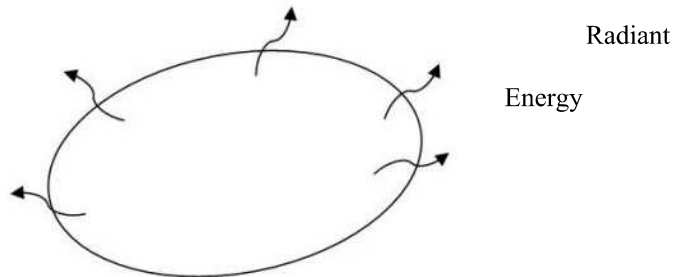


Causing a net heat current upwards. Convection is a very efficient process as the warm fluid carries energy rapidly to the colder regions while the cooler fluid quickly makes its way to the warmer spots.

Simple example of convection is the so-called "WIND CHILL FACTOR" in winter.

RADIATION

Radiation is most effective in vacuum. It is most difficult to understand as it involves knowledge of waves. For now we imagine that when any object is at a finite temperature T , radiant heat continuously comes out of its surface because of “leakage” (i.e. transmission) each time a “wave” hits the surface from the inside.



The Heat Current depends on surface Area A , nature of surface, emissivity e , the fourth power of the temperature, in Kelvin T and the universal constant σ (Stefan-Boltzmann)

$$\left(\frac{DQ}{\Delta t}\right)_{out} = A e \sigma T^4$$

$\sigma = 6 \times 10^{-8} \text{ W/m}^2/\text{K}^4$. Notice, if T goes from 300K to 900, $\left(\frac{DQ}{\Delta t}\right)$ increases by a factor of 81! Of course, if the surroundings have temperature T_s they also radiate and their energy must go through the same surface so

$$\left(\frac{DQ}{\Delta t}\right)_{in} = A e \sigma T_s^4$$

Hence

$$\left(\frac{DQ}{\Delta t}\right)_{net} = A e \sigma (T_s^4 - T^4)$$

The object will increase its T if $T_s > T$ and will cool if $T_s < T$. Again, all exchange stops if $T_s = T$.

Further,

$$\left(\frac{DQ}{\Delta t}\right)_{net} = A e \sigma (T_s - T)(T_s + T)(T_s^2 + T^2)$$

So if $(T_s - T) \ll T_s$ and T , $(T_s + T)$ and $(T_s^2 + T^2)$ are essentially constant, yielding.

$$\left(\frac{DQ}{\Delta t}\right)_{net} \propto (T_s - T)$$

which is Newton's Law of Cooling. That is, for small temperature differences, rate of cooling, by radiation, is proportional to the temperature difference.

The emissivity e depends on surface roughness, color etc. Rough, Dark surfaces have $e \approx 1$. Highly polished, shiny surfaces have very low emissivity. They are shiny because they reflect thereby cutting down on the leakage.



Empowering People. Improving Business.

BI Norwegian Business School is one of Europe's largest business schools welcoming more than 20,000 students. Our programmes provide a stimulating and multi-cultural learning environment with an international outlook ultimately providing students with professional skills to meet the increasing needs of businesses.

BI offers four different two-year, full-time Master of Science (MSc) programmes that are taught entirely in English and have been designed to provide professional skills to meet the increasing need of businesses. The MSc programmes provide a stimulating and multi-cultural learning environment to give you the best platform to launch into your career.

- MSc in Business
- MSc in Financial Economics
- MSc in Strategic Marketing Management
- MSc in Leadership and Organisational Psychology

BI NORWEGIAN BUSINESS SCHOOL

EFMD EQUIS ACCREDITED

www.bi.edu/master

Download free eBooks at bookboon.com

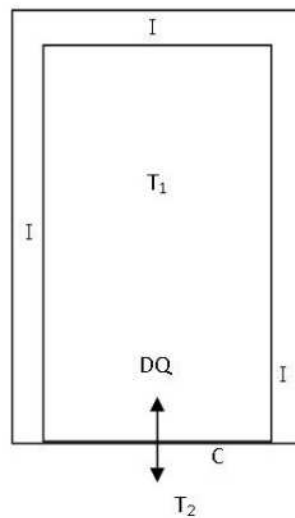


26 First Law of Thermodynamics

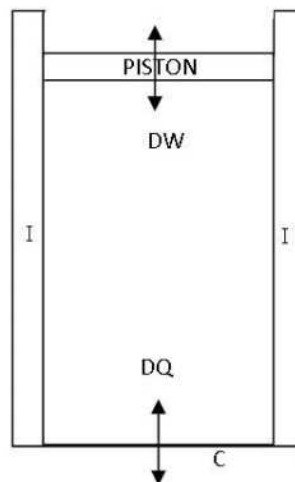
We have learnt that if a thermodynamic system has a conducting boundary (that is, it is not isolated from its surroundings) and its temperature T_1 is different from that of the surroundings T_2 , there will be an exchange of energy driven by the temperature difference and this energy is called heat DQ . If $T_2 > T_1$, DQ enters our system, if $T_2 < T_1$, DQ leaves our system. For liquids and solids

$$DQ = mc\Delta T \quad [\text{change of temperature}]$$

$$DQ = mL \quad [\text{change of phase}]$$



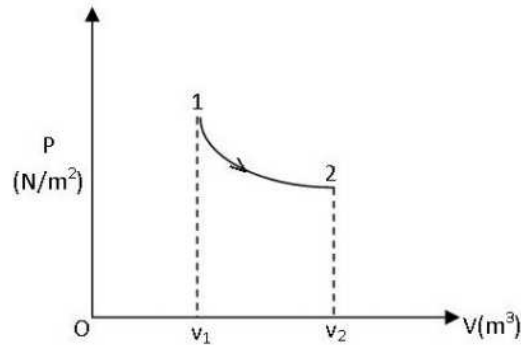
We have also learnt that we can use mechanical work to mimic the effects of heat. Indeed $4.18J$ will produce same effect as transferring one calorie of DQ .



Next, consider a gas. If the piston moves by Δy work done is

$$\Delta W = F\Delta y = P\Delta y = P\Delta V$$

For a finite change of volume



and the work done W_{1-2} is the area under the P vs. V curve.

Two facts stand out:

1. In the process 1–2 the work done depends on the path (thermodynamic)
2. Because work can be used to mimic DQ , the quantity of heat exchange also depends on the path

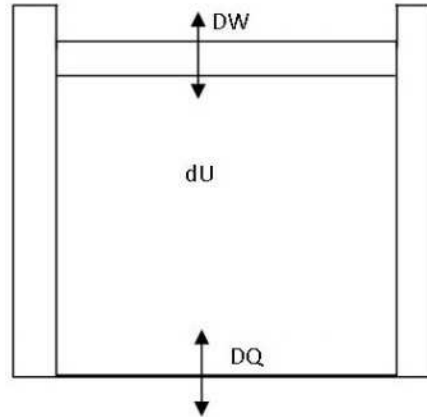
AND NOTE: DQ and DW both involve interaction of system with surrounding. [ΔT for former, moving piston for latter]

The beauty is that the algebraic sum of DQ and DW , that is,

$$\pm DQ \pm DW$$

Is INDEPENDENT OF THE PATH!

Recall that whenever we have a change of energy independent of the path we can define a potential so now we define a thermodynamic potential called the internal energy U



and this takes account of all the changes of energy in a thermodynamic process. The conservation law for energy then asserts that

$$\pm dU \pm DQ \pm DW \equiv 0$$

Need help with your dissertation?

Get in-depth feedback & advice from experts in your topic area. Find out what you can do to improve the quality of your dissertation!

[Get Help Now](#)



Go to www.helpmyassignment.co.uk for more info





or equivalently

$$\boxed{dU = \pm DQ \pm DW}$$

Path Independent Path Dependent

this is the formal statement of the first law of thermodynamics.

N.B. $d \rightarrow$ Path independent change
 $D \rightarrow$ Path dependent change

For solids/liquids DQ , DW go to change $dU = mc\Delta T$ or mL . For an ideal gas, U is a function of temperature only.

If gas is monatomic

$$U_{MA} = \frac{3}{2} Nk_B T \quad (\text{Proved in deriving pressure})$$

If gas is diatomic

$$U_{DA} = \frac{5}{2} Nk_B T \quad (\text{Good near 300K})$$

$$k_B = 1.383 \times 10^{-23} \text{ J / K}$$

T is temperature in $^{\circ}K$

27 First Law – Thermodynamic Processes

For simplicity we are going to assume that our system consists of a perfect gas. Quantity will be n mols so

$$PV = nRT$$

First law tells us that

$$DQ = dU + DW$$

and u is a function of T only.

$$\text{Monatomic gas} \quad U = \frac{3}{2}nRT \quad (\text{MA})$$

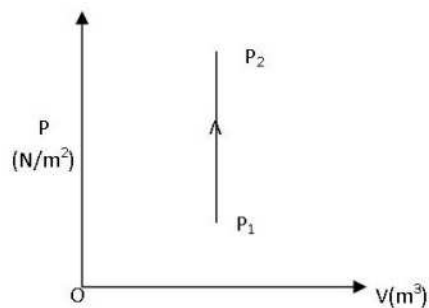
$$\text{Diatomic gas} \quad U = \frac{5}{2}nRT \quad [\text{near } 300\text{K}] \quad (\text{DA})$$

I: Constant Volume [ISOCHORE]

Here $DW = 0$

So

$$\begin{aligned} DQ &= dU \\ &= \frac{3}{2}nR\Delta T \end{aligned}$$



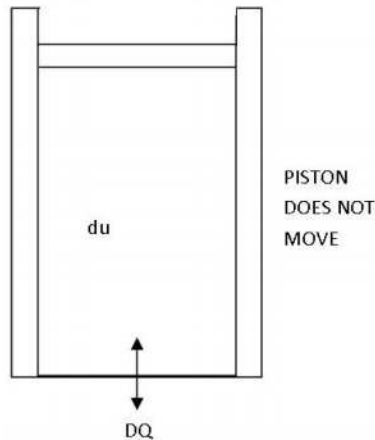
Specific Heat (Quantity of heat required to change temperature by 1°K)

$$C_v = \left(\frac{DQ}{\Delta T} \right)_v = \frac{3}{2} nR .$$

$$C_v \text{ per mol is } \frac{3}{2} R \quad (\text{MA})$$

$$\frac{5}{2} R \quad (\text{DA})$$

N.B. As V is const. $\frac{P_2}{P_1} = \frac{T_2}{T_1}$



Brain power



Plug into The Power of Knowledge Engineering.
Visit us at www.skf.com/knowledge

By 2020, wind could provide one-tenth of our planet's electricity needs. Already today, SKF's innovative know-how is crucial to running a large proportion of the world's wind turbines.

Up to 25 % of the generating costs relate to maintenance. These can be reduced dramatically thanks to our systems for on-line condition monitoring and automatic lubrication. We help make it more economical to create cleaner, cheaper energy out of thin air.

By sharing our experience, expertise, and creativity, industries can boost performance beyond expectations. Therefore we need the best employees who can meet this challenge!

The Power of Knowledge Engineering

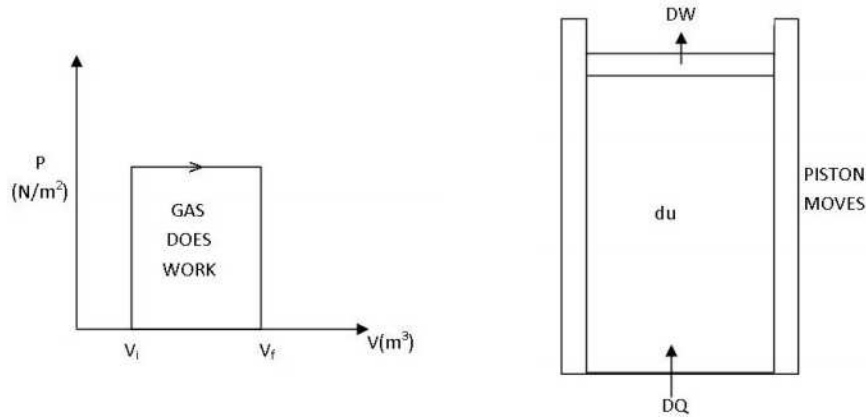


Download free eBooks at bookboon.com



II: Constant Pressure [$P = \text{Const.}$]

$$DQ = dU + P \Delta V = \frac{3}{2} nR \Delta T + P \Delta V$$



$$PV = nRT$$

$$(P + \Delta P)(V + \Delta V) = nR \Delta T$$

$$P \Delta V + V \Delta P = nR \Delta T \quad [\Delta P \Delta V \text{ negligible}]$$

$$\Delta P = 0, \quad P \Delta V = nR \Delta T$$

So $DQ = \frac{3}{2} nR \Delta T + nR \Delta T$ (MA)

Specific heat

$$C_p = \left(\frac{DQ}{\Delta T} \right)_p = \frac{5}{2} nR$$

$$C_p \text{ per mol} = \left(\frac{5}{2} \right) R \quad (\text{MA}) \quad [C_p - C_v = R]$$

$$= \left(\frac{7}{2} \right) R \quad (\text{DA})$$

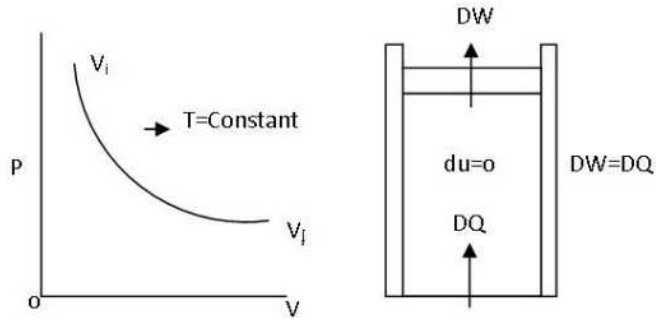
NOTE: C_p ALWAYS LARGER THAN C_v !

Define $\gamma = \frac{C_p}{C_v}$, always > 1

III: ISOTHERM. Temperature is const.

$$P \propto \frac{1}{V}$$

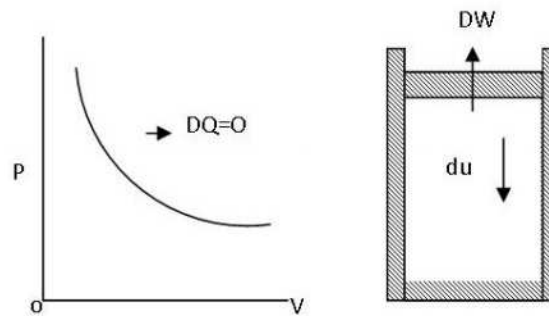
$$dU = 0$$



$P \propto \frac{1}{V}$ SO ISOTHERM MUST HAVE NEGATIVE SLOPE IN P vs V DIAGRAM.

$$DQ = \frac{3}{2} nRT \ln \left(\frac{V_f}{V_i} \right)$$

IV: ADIABATIC [DQ = 0.]



IF GAS EXPANDS IT MUST COOL DOWN BECAUSE DW COMES FROM dU

$$0 = dU + P \Delta V$$

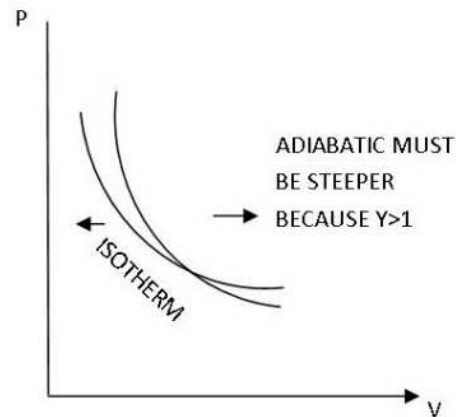
Implies:

$$PV^\gamma = \text{Const.} \quad \gamma > 1$$

or

$$TV^{\gamma-1} = \text{Const.}$$

N.B.



V: Cyclic Process

Since dU is independent of path

$$dU = 0$$

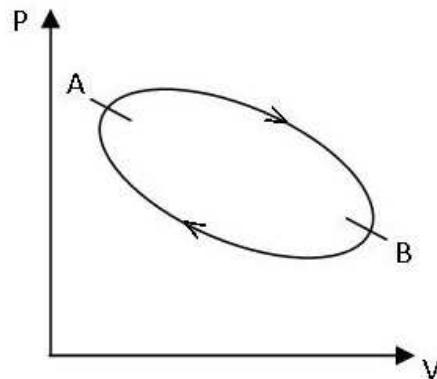
for a closed loop so

$$DQ = DW$$

For the cycle shown

A \rightarrow B Gas does work.

B \rightarrow A You do work.

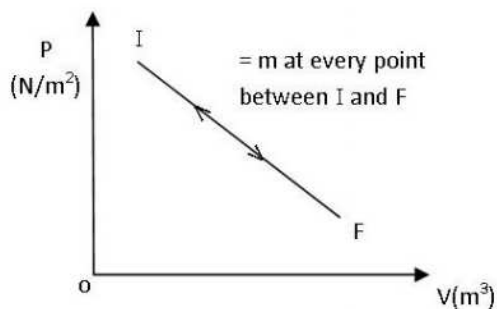
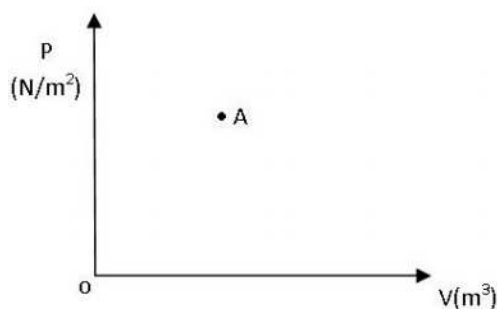


Gas does more work than you do so you must **ADD** heat into the system to carry out this cycle.

28 Thermodynamic Processes

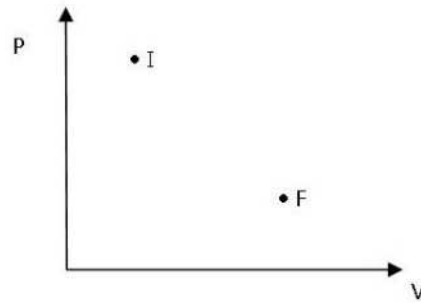
When any one of the three parameters P , V or T varies we claim that a thermodynamic process has occurred. We need to take a deeper look at the process.

We begin by recognizing that if you wish to represent the state of a system by a point (such as A) on a P - V diagram, the system must be in equilibrium otherwise temperature is not the same everywhere and therefore P and V are not unique. This has the immediate implication that if you represent a thermodynamic process by a continuous line the system must be in equilibrium at every point along the way from initial state I to final state F.



How can we do that? The process must be carried out infinitely slowly. For example, if $I \rightarrow F$ is an adiabatic expansion you can imagine starting at I, reducing the pressure by removing one electron [mass = 9×10^{-31} kg] from the piston at a time and repeating this ever so small step to eventually reach F. Since the system is in $\approx m$ at every point, one can stop anywhere and go forward or back because each step is infinitesimal. Such a process is therefore REVERSIBLE. Hence the arrow is pointing both ways in diagram above. However, such a process will take forever, so it is only an IDEAL.

In a real process which must be carried out over small time intervals we ensure equilibrium only in the initial and final states. Hence, it is represented by two points on PV diagram.



There is no information about any of the intermediate points. This is a REAL or LABORATORY process, but now we have no way of getting back to I so this process is IRREVERSIBLE.

"I studied English for 16 years but...
...I finally learned to speak it in just six lessons"

Jane, Chinese architect

ENGLISH OUT THERE

Click to hear me talking before and after my unique course download

Download free eBooks at bookboon.com



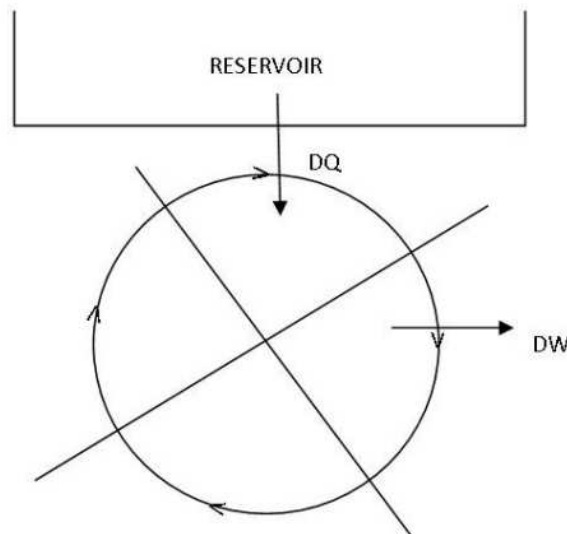
29 Second Law of Thermodynamics

MOTIVATION: By now we are fully aware that if two systems are at different temperatures and there is a conducting wall in between they will exchange heat DQ until equilibrium is attained. It is found that in this process the higher temperature reduces and the lower temperature rises [Recall minus sign in the equation $\frac{DQ}{\Delta t} = -kA\frac{\Delta T}{\Delta x}$]. The question we need to answer is: why does exchange of heat invariably involve transfer from high T to low T , or, why will heat not “flow” spontaneously from low T to high T ? The Second Law of Thermodynamics was formulated to provide a succinct answer to this question. It will help to define a property which gives **DIRECTION** to a thermodynamic process.

The starting point comes as follows: we know that 4.18J of mechanical work will mimic the effects of 1 cal of Heat

$$4.18 \text{ J of DW} \Rightarrow 1 \text{ cal of DQ.}$$

and this can be done as often as we like using a cycle. At its simplest level the second law asserts that it is impossible to construct an engine which operates cyclically and whose only effect is to pick up heat DQ from a reservoir and deliver $DW = DQ$. That is, the following schema:

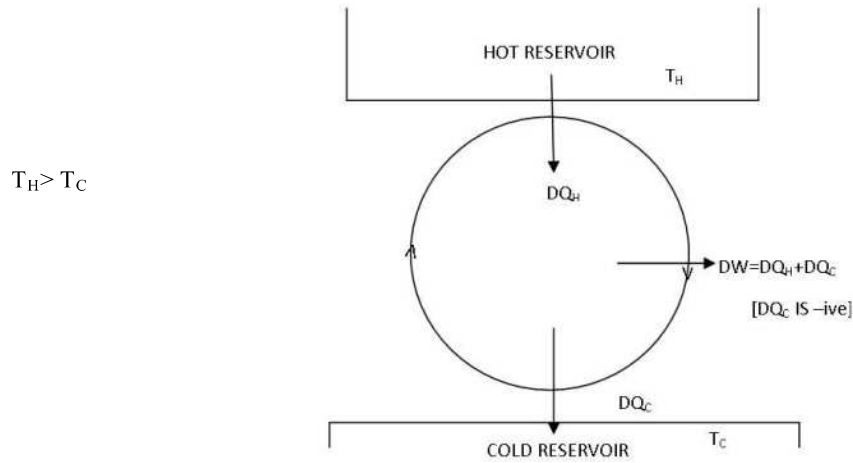


Is IMPOSSIBLE!!

So already you begin to discern a “Direction” $4.18 \text{ J of DW} \Rightarrow 1 \text{ cal of DQ}$ but the Reverse cannot be done on a repeating basis.

So then, what is possible?

All existing engines produce useful work DW by picking up DQ_H but to do so they must reject DQ_C as shown below:



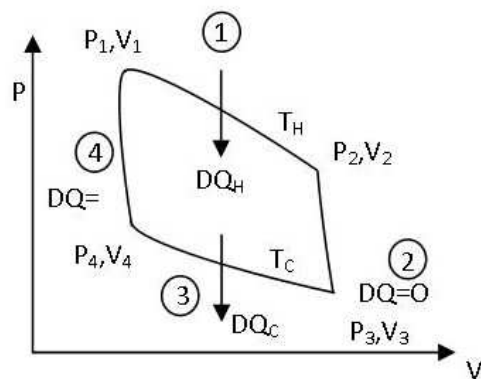
Pick up DQ_H from Hot Reservoir
Dump DQ_C into Cold Reservoir } Produce $(DQ_H + DQ_C)$
output per cycle

To fulfill the promise that the second law provides a basis for the direction of all thermodynamic processes we must use it to identify a **unidirectional** property. NOT SURPRISING THAT IT WILL BE CALLED ENTROPY [*FROM GREEK WORD εντροπομοψ*].

To do so we discuss a cyclic process proposed by Carnot-Carnot Cycle.

The working substance in our “engine” is going to be an ideal gas so that we can use the equations we wrote for thermodynamic processes.

The cycle is shown in PV-Diagram



We start at P_1, V_1 and carry out 4 processes:

- 1) **Isothermal Expansion** at T_H , we pick up DQ_H from hot reservoir.

$$dU = 0 \quad W = DQ_H = nRT_H \ln \frac{V_2}{V_1} \quad \rightarrow (1)$$

- 2) **Adiabatic Expansion** [$TV^{\gamma-1} = Const$]. Gas is allowed to cool until temperature is T_C .

$$DQ = 0, \\ T_C V_3^{\gamma-1} = T_H V_2^{\gamma-1} \quad \rightarrow (2)$$

- 3) **Isothermal Contraction** at T_C . Discard DQ_C into Cold Reservoir

$$dU = 0 \quad DW = DQ_C = nRT_C \ln \frac{V_4}{V_3} \quad \rightarrow (3)$$

Note: DQ_C is a negative quantity.

What do you want to do?

No matter what you want out of your future career, an employer with a broad range of operations in a load of countries will always be the ticket. Working within the Volvo Group means more than 100,000 friends and colleagues in more than 185 countries all over the world. We offer graduates great career opportunities – check out the Career section at our web site www.volvogroup.com. We look forward to getting to know you!

VOLVO
AB Volvo (publ)
www.volvogroup.com

VOLVO TRUCKS | RENAULT TRUCKS | MACK TRUCKS | VOLVO BUSES | VOLVO CONSTRUCTION EQUIPMENT | VOLVO PENTA | VOLVO AERO | VOLVO IT
VOLVO FINANCIAL SERVICES | VOLVO 3P | VOLVO POWERTRAIN | VOLVO PARTS | VOLVO TECHNOLOGY | VOLVO LOGISTICS | BUSINESS AREA ASIA

Download free eBooks at bookboon.com



Click on the ad to read more

Pt. P_4 , V_4 is chosen judiciously so that we can carry out.

4) Adiabatic Contraction and Gas is allowed to warm up until temperature is back at T_H .

$$T_H V_4^{\gamma-1} = T_C V_4^{\gamma-1} \quad \rightarrow (4)$$

Next, analyze Eqs. (1) through (4)

Combine (1) and (3)

$$\begin{aligned} \frac{DQ_H}{T_H} + \frac{DQ_C}{T_C} &= nR \left[\ln \frac{V_2}{V_1} + \ln \frac{V_4}{V_3} \right] \\ &= nR \left[\ln \frac{V_2 V_4}{V_1 V_3} \right] \\ &= nR \ln 1 \\ &= 0 \end{aligned}$$

Because from (2) and (4)

$$\frac{V_2}{V_3} = \left(\frac{T_C}{T_H} \right)^{\frac{1}{\gamma-1}} = \frac{V_1}{V_4}$$

That is,

$$\frac{DQ_H}{T_H} + \frac{DQ_C}{T_C} = 0 \quad \rightarrow (A)$$

This has two very fundamental consequences:

I. Efficiency of our engine.

$$\eta = \frac{\text{Output}}{\text{Input}} = \frac{DQ_H + DQ_C}{DQ_H} = 1 - \frac{T_C}{T_H}$$

$\Rightarrow \eta$ is determined SOLELY by ratio of TEMPERATURES!

II. If we define a new property by the equation $dS = \frac{DQ}{T}$

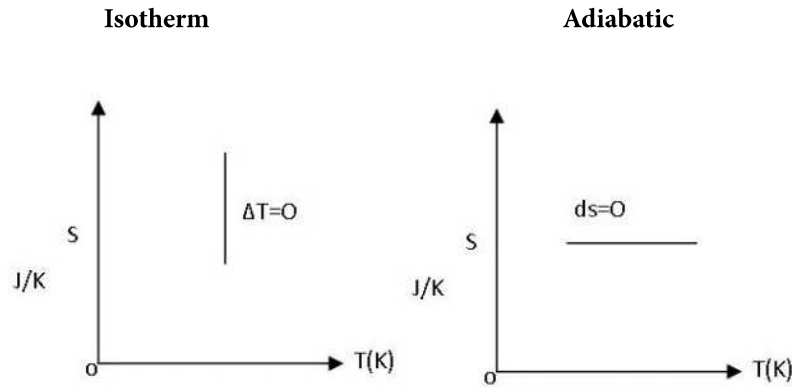
The change in S over a closed loop is ZERO!! S is unique. It is appropriate to use d. Change in S independent of Path.

S is called **ENTROPY**.

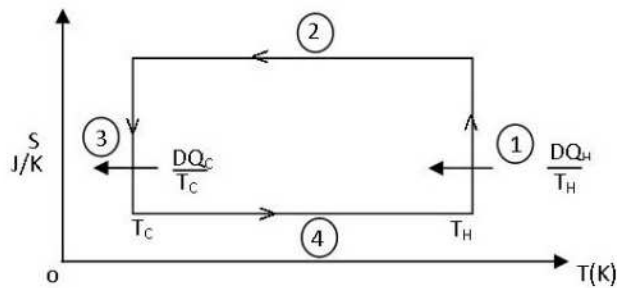
defines
$$dS = \frac{DQ}{T} \quad (B)$$

change of Entropy in a **REVERSIBLE** PROCESS.

CARNOT CYCLE IN S-T DIAGRAM.

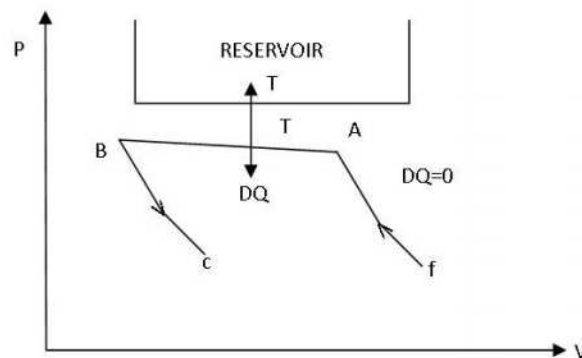


Cycle



Is the Quantity defined in (B) unidirectional? The answer is yes. To prove it we proceed as follows:

Imagine that we carry out an IRREVERSIBLE ADIABATIC PROCESS – $DQ = 0$, but only initial and final state is in equilibrium so only they are represented on the P-V diagram.



Since i and f are in equilibrium states, we can assign values S_i and S_f to them.

Next, carry out three **reversible** processes.

$f \rightarrow A$ reversible adiabatic, $DQ = 0$ and by

$$\text{Eq.(B)} \quad dS = 0, \text{ so} \quad S_A = S_f$$

$A \rightarrow B$ reversible isotherm where system exchanges DQ with reservoir.

Choose B carefully so that

$B \rightarrow A$ reversible adiabatic [$(DQ) = 0$] takes us back to i . Again, $\Delta S = 0$, so $S_B = S_i$.

Altogether, we have an irreversible cycle $i \rightarrow f \rightarrow A \rightarrow B \rightarrow i$ in which the only heat exchange is with the single reservoir at T . The second law forbids one taking DQ **from** the reservoir and converting it to DW .

It only allows us to discard DQ into the reservoir.

$$dS_{AB} = \frac{DQ}{T} = S_B - S_A < 0$$

so $S_B < S_A$ and indeed $S_f > S_i$

That is, in an irreversible adiabatic $DQ = 0$, but

$$dS > 0$$

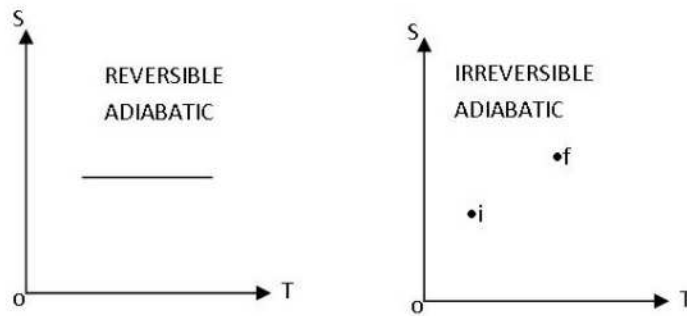


So indeed change of S is unidirectional. In an adiabatic process S can only increase except in limiting case when process is reversible when $dS = 0$.

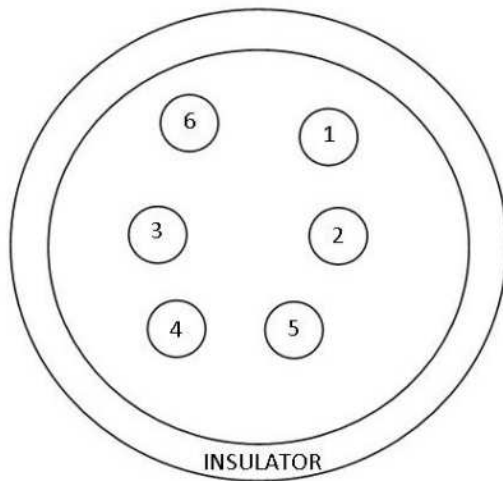
To summarize, in terms of entropy, 2nd law says:

$$dS \geq 0$$

in any adiabatic process.



NOTE: FINAL STEP IN ARGUMENT IS THAT ANY PROCESS CAN BE RENDERED ADIABATIC BY PUTTING THE INSULATING BOUNDARY OUTSIDE ALL OF THE SYSTEMS INVOLVED IN THE PROCESS.



$$dS = \left(\sum dS_i \right) \geq 0$$

30 Formulae

Angle $\Theta = \frac{S}{R}$

Trig. Functions $\sin \Theta = \frac{o}{h}, \quad \cos \Theta = \frac{a}{h}, \quad \tan \Theta = \frac{o}{a}$

Pythagoras Theorem $a^2 + o^2 = h^2; \quad \sin^2 \Theta + \cos^2 \Theta = 1$

Quadratic $ax^2 + bx + c = 0, \quad x = \frac{-b \pm \sqrt{b^2 - 4ac}}{2a}$

Circle $Area = \pi R^2$

Sphere $Surface Area = 4\pi R^2 \quad volume = \frac{4\pi}{3} R^3$

Speed $s = \frac{\text{Distance Travelled}}{\text{Time of Travel}}$

Unit Vectors $\hat{x}, \hat{y}, \hat{z}$ Magnitude is 1 (one), directions along, x, y, z axis respectively

Displacement (on x-axis) $\Delta \underline{x} = (x_f - x_i) \hat{x}$

Average Velocity $\langle \underline{v} \rangle = \frac{(x_f - x_i)}{t_f - t_i} \hat{x}$

Instantaneous Velocity $\underline{v} = \lim_{\Delta t \rightarrow 0} \left(\frac{\Delta \underline{x}}{\Delta t} \right)$

Average Acceleration $\langle \underline{a} \rangle = \frac{\underline{v}_f - \underline{v}_i}{t_f - t_i}$

Instantaneous Acceleration $\langle \underline{a} \rangle = \lim_{\Delta t \rightarrow 0} \left(\frac{\Delta \underline{v}}{\Delta t} \right)$

Kinematics

$$\begin{aligned} \text{Constant } \underline{v} &= v\hat{x}; & \underline{x} &= (x_i + vt)\hat{x} \\ \text{Constant } a &= a\hat{x}; & \underline{v} &= (v_i + at)\hat{x} \\ \underline{x} &= \left(x_i + v_it + \frac{1}{2}at^2\right)\hat{x}; & v^2 &= v_i^2 + 2a(x - x_i) \end{aligned}$$

Free Fall

$$\begin{aligned} \underline{a} &= -9.8 \frac{m}{s^2} \hat{y} \\ \underline{v} &= (v_i - 9.8t)\hat{y} \\ \underline{y} &= (y_i + v_it - 4.9t^2)\hat{y} \\ v^2 &= v_i^2 - 19.6(y - y_i) \end{aligned}$$

Vector Algebra

$$\begin{aligned} \underline{R} &= \underline{A} + \underline{B} \\ R &= \sqrt{A^2 + B^2 + 2AB \cos \Theta} & [\Theta \text{ is angle between } \underline{A} \text{ and } \underline{B}] \\ \tan \Theta_R &= \frac{B \sin \Theta}{A + B \cos \Theta} \end{aligned}$$

Component of a Vector

$$\begin{aligned} v_d &= v \cos(\underline{v}, \hat{d}) \\ \text{In xy-plane} & \quad \underline{v} = v_x \hat{x} + v_y \hat{y} \\ v_x &= v \cos \Theta, & v_y &= v \sin \Theta \\ R &= \underline{v}_1 + \underline{v}_2 + \dots + \underline{v}_N = \Sigma \underline{v}_i = \Sigma v_{ix} \hat{x} + \Sigma v_{iy} \hat{y} \\ R_x &= \Sigma v_{ix}, & R_y &= \Sigma v_{iy} \\ R &= \sqrt{R_x^2 + R_y^2} & \tan \Theta_R &= \frac{R_y}{R_x} \end{aligned}$$

Trig. Identities

$$\begin{aligned} \sin(\Theta_1 + \Theta_2) &= (\sin \Theta_1 \cos \Theta_2 + \cos \Theta_1 \sin \Theta_2) \\ \cos(\Theta_1 + \Theta_2) &= (\cos \Theta_1 \cos \Theta_2 - \sin \Theta_1 \sin \Theta_2) \end{aligned}$$

Projectile Motion

$$\underline{a} = 0\hat{x} - 9.8 \frac{m}{s^2} \hat{y}$$

Initial Velocity $\underline{v}_i = (v_i \cos \Theta_i)\hat{x} + (v_i \sin \Theta_i)\hat{y}$

Velocity $v_x = v_i \cos \Theta_i$ $v_y = (v_i \sin \Theta_i - 9.8t)$

Position $x = (v_i \cos \Theta_i)t$ $y = (v_i \sin \Theta_i)t - 4.9t^2$
 $y_{top} = \frac{v_i^2 \sin^2 \Theta_i}{19.6}$ $t_{top} = \frac{v_i \sin \Theta_i}{9.8}$

Range $R = \frac{v_i^2 \sin 2\Theta_i}{9.8}$

Equation of Parabolic Path $y = y_i + x \tan \Theta_i - 4.9 \left(\frac{x}{v_i \cos \Theta_i} \right)^2$

Dynamics

Equilibrium $\Sigma_i \underline{F}_i = 0$

Non-Zero \underline{a} $M\underline{a} = \Sigma \underline{F}_i$ AT THAT POINT
 AT THAT TIME
 (Free Body Diagram!)

Forces Weight $\underline{W} = -Mg\hat{y}$
 Spring Force $\underline{F}_{sp} = -k\Delta x\hat{x}$

Friction $f_s \leq \mu_s n$ (Static)
 $f_k = \mu_k n$ (Kinetic)

Circular Motion (Uniform in xy-plane)

Period = T seconds

Angular Velocity $\underline{\omega} = \pm \frac{2\pi}{T} \hat{z}$ (Right hand rule)

Position $\underline{r} = R\hat{r}$ Velocity $\underline{v} = R\omega\hat{t} = \frac{2\pi R}{T} \hat{t}$

Centripetal Acceleration $\underline{a}_c = -R\omega^2\hat{r} = \frac{-v^2}{R} \hat{r}$

Centripetal Force (Required) $\underline{F}_c = -MR\omega^2 \hat{r} = \frac{-Mv^2}{R} \hat{r}$

Gravitational Force

Two Point Masses $\underline{F}_G = \frac{-GM_1M_2}{r^2} \hat{r}$

Point Mass and Shell $r < R_{shell}$ $F_G = 0$

$r > R_{shell}$ $\underline{F}_G = \frac{-GM_{shell}m}{r^2} \hat{r}$

Point Mass and Uniform Sphere (Density d) of Mass M

$r < R$ $\underline{F}_G = \frac{-4\pi}{3} Gdmr \hat{r}$

$r > R$ $\underline{F}_G = \frac{-GMm}{r^2} \hat{r}$

Keplerian Orbits (Circular)

Planets $T_p^2 = \frac{4\pi^2}{GM_{Sun}} R_p^3$

Earth Satellites $T_s^2 = \frac{4\pi^2}{GM_{Earth}} R_s^3$

Conservation Laws

Mechanical Energy: Work $\Delta W = \underline{F} \cdot \underline{\Delta S} = F \Delta S \cos(\underline{F}, \underline{\Delta S})$
 $= F_{\parallel} \Delta S$

[Vector Algebra: Scalar Product $\underline{A} \cdot \underline{B} = AB \cos(\underline{A}, \underline{B})$]

Kinetic Energy: $K = \frac{1}{2} MV^2$

Change of Potential Energy: $\Delta P = -\underline{F}_{co} \cdot \underline{\Delta S}$

\underline{F}_{co} : Conservative Force (Work done independent of path, only end-points matter)

Earth-Mass $P_g = Mgh$

Spring $P_{sp} = \frac{1}{2} kx^2$

Conservation of Mechanical Energy

$$K_f + P_f = K_i + P_i + W_{NCF}$$

W_{NCF} = Work done by Non-Conservative Force

Potential Energy for F_G

Two Point Masses

$$P_G = \frac{-GM_1M_2}{r}$$

Point Mass and Shell

$$r > R_{Shell} \quad P_G = \frac{-GmM}{r}$$

$$r < R_{Shell} \quad P_G = \frac{-GmM}{R_{Shell}}$$

Point Mass and Uniform Sphere

$$r > R \quad P_G = \frac{-GmM}{r}$$

$$r < R \quad P_G = \frac{-GmM}{R} - \frac{GMm}{2R} \left[1 - \frac{r^2}{R^2} \right]$$

Linear Momentum

$\underline{p} = m\underline{v}$; Kinetic Energy $K = \frac{p^2}{2M}$

$$\frac{\Delta p}{\Delta t} = \Sigma \underline{F}_i \quad \underline{J} = \langle \underline{F}_i \rangle \Delta t$$

Impulse

Conservation Law (Many Finite Objects) If $F_{ext} = 0$

$$\Sigma \underline{p}_i = \text{constant}$$

Two Body Collisions

$$\underline{p}_1' + \underline{p}_2' = \underline{p}_1 + \underline{p}_2 \quad \text{ALWAYS}$$

$$\underline{r}_{cm} = \frac{M_1 \underline{r}_1 + M_2 \underline{r}_2}{M_1 + M_2}, \underline{v}_{cm} = \text{constant}$$

Totally Elastic Collisions

$$\frac{1}{2} M_1 v_1'^2 + \frac{1}{2} M_2 v_2'^2 = \frac{1}{2} M_1 v_1^2 + \frac{1}{2} M_2 v_2^2$$

(Kinetic Energy also conserved)

Totally Inelastic Collisions

$$\underline{v}_1' = \underline{v}_2'$$

(Objects stick together)

Totally Elastic Head-On Collision

$$\underline{v}_1' = \left(\frac{M_1 - M_2}{M_1 + M_2} \right) \underline{v}_1 + \left(\frac{2M_2}{M_1 + M_2} \right) \underline{v}_2$$

$$\underline{v}_2' = \left(\frac{M_2 - M_1}{M_1 + M_2} \right) \underline{v}_2 + \left(\frac{2M_1}{M_1 + M_2} \right) \underline{v}_1$$

Non-Uniform Circular Motion (xy-plane)

Angular Acceleration $\underline{\alpha} = \alpha \hat{z}$

Tangential Acceleration $\underline{a}_t = R\alpha \hat{t}$

Angular Velocity $\underline{\omega} = (\omega_i + \alpha t) \hat{z}$

Tangential Velocity $\underline{v}_t = R\omega \hat{t}$

Angular "Position" $\underline{\Theta} = \left(\Theta_i + \omega_i t + \frac{1}{2} \alpha t^2 \right) \hat{z}$

Displacement on Circle $S = R\Theta$

$$\omega^2 = \omega_i^2 + 2\alpha(\Theta - \Theta_i)$$

Rigid Body Motions

$$\underline{r}_{CM} = \underline{r}_{C \cdot G} = \frac{\sum m_i \underline{r}_i}{\sum m_i}$$

$$\sum m_i = M$$

Translation \underline{y} is common $M \underline{a} = \sum \underline{F}_i$

\underline{a} is common

Rotation $\underline{\alpha}$ is common

$\underline{\omega}$ is common

To cause $\underline{\alpha}$ need Torque $\underline{\tau} = [\underline{r} \times \underline{F}]$

Vector Algebra: Cross Product $\underline{C} = [\underline{A} \times \underline{B}]$, $C = AB \sin(A, B)$, $\underline{C} \perp \underline{A}$ and \underline{B}

$$\tau = rF \sin(r, F) = rF_{\perp} = r_{\perp} F$$

Dynamics $I \underline{\alpha} = \sum \underline{\tau}_i$

I: Moment of Inertia $I = \sum m_i r_i^2$

Kinetic Energy

Translation $K_{Tr} = \frac{1}{2} M v^2$

Rotation $K_{Rot} = \frac{1}{2} I \omega^2$

Angular Momentum

Single Mass $\underline{l} = [\underline{r} \times \underline{p}]$ $\underline{l} = mr^2 \omega \hat{z}$
 Rigid Body $\underline{L} = I \underline{\omega}$
 Conservation Law: If $\underline{\tau}_{Ext} = 0$, $\underline{L} = \text{Constant}$

Thermodynamics

Pressure $P = \frac{F}{A}$
 Near Earth $\Delta P = -dg\Delta y$
 In Liquid at Depth $P = P_A + dgh$
 $P_A = 10^5 \frac{N}{m^2}$ (Atmospheric)

Temperature (Θ) NEEDED TO DEFINE EQUILIBRIUM

Scales $\frac{C}{5} = \frac{F - 32}{9}$ $K = C + 273$

Ideal Gas $PV = Nk_B T = \mu RT$
 $k_B = 1.38 \times 10^{-23} \frac{J}{K}$, $R = 8.36 J/mol/K$
 $P = \frac{1}{3} m \frac{N}{V} \langle C^2 \rangle$; $\langle \underline{C} \rangle = 0$
 $\frac{1}{2} m \langle C^2 \rangle = \frac{3}{2} k_B T$
 $C_{rms} = \sqrt{\langle C^2 \rangle} = \sqrt{\frac{3k_B T}{m}}$

Expansion:

Solids

Linear $l = l_0 [1 + \alpha(\Theta - \Theta_i)]$
 Volume $V = V_0 [1 + 3\alpha(\Theta - \Theta_i)]$

Liquids

$V = V_0 [1 + \beta(\Theta - \Theta_i)]$

Heat

Solids/Liquids $DQ = mC\Delta\Theta$ or mL
 Calorimetry $\Sigma m_i C_i \Delta\Theta_i + \Sigma m_j L_j = 0$

Modes of Transfer

Conduction Solids/Immobile Liquids

Steady State $\frac{DQ}{\Delta t} = -KA \frac{\Delta T}{\Delta x}$

Radiation $\frac{DQ}{\Delta t} = Ae\sigma T^4$

$\sigma = 6 \times 10^{-8} \text{ J/sec/m}^2/\text{K}^4$

Laws of Thermodynamics

First Law: Conservation of Energy

$$\pm DQ \pm DW \pm dU = 0$$

$U =$ Internal Energy

Monatomic Gas (per Mol) $U_{MA} = \frac{3}{2} RT$ Diatomic Gas $U_{DA} = \frac{5}{2} RT$

Specific Heats: Gas

Constant Volume $(C_V)_{MA} = \frac{3}{2} R$, $(C_V)_{DA} = \frac{5}{2} R$ (per Mol)

Constant Pressure $C_p = (C_v + R)$

$$\gamma = \frac{C_p}{C_v} \quad (>1)$$

Processes

Isochoric $(\Delta V = 0)$ Constant Volume

$$DQ = dU$$

$$C_v = \left(\frac{dU}{\Delta T} \right)_v$$

Isobaric $(\Delta P = 0)$ Constant Pressure

$$DQ = dU + P\Delta V$$

$$C_p = C_v + R$$

Isothermic $(\Delta T = 0)$ Constant Temperature

$$dU = 0$$

$$DQ = DW = RT \ln \left(\frac{V_f}{V_i} \right)$$

Adiabatic $DQ = 0$ $PV^\gamma = \text{Constant}$

Or

$$TV^{\gamma-1} = \text{Constant}$$

Cyclic $dU_{\text{Cycle}} = 0$

$$DW_{\text{Cycle}} = (\text{Area of Loop in } P \text{ vs. } V \text{ Diagram})$$

Second Law: Direction of Thermodynamic Processes (Entropy)

Carnot Cycle: (4 Reversible Processes)

$$\frac{DQ_H}{T_H} + \frac{DQ_C}{T_C} = 0$$

Change of Entropy in Reversible Process

$$dS = \frac{DQ}{T}$$

Efficiency Engine $\eta = \frac{DQ_H + DQ_C}{DQ_H} = 1 - \frac{T_C}{T_H}$

Heat Pump, Coefficient of Performance

$$COP = \frac{T_H}{T_H - T_C}$$

Change of Entropy in any adiabatic process $dS \geq 0$!